

RF Coaxial Connectors 射频同轴连接器

射频同轴连接器，广泛的产品组合使您选择出理想的连接器配置，来满足绝大部分的应用要求，诸如医疗设备、测量和检测仪器、机械设备、音像广播、电信和军工等。

为客户量身定制适合其独特应用需求的连接器，我们将提供高品质的连接器，为客户提供整套连接解决方案。

RF coaxial connectors, broad product portfolio allows you to select the ideal connector configuration to meet the majority, such as medical equipment, measuring and testing equipment, mechanical equipment, audio and video broadcasting, telecommunications and military. We will customize connectors for their unique application needs, we will provide high quality connectors for our customers to provide complete connector solutions.

A. RF Coaxial Connectors 射频同轴连接器

A.1	3	7/16 Type Coaxial Connectors	7/16型连接器
A.2	11	S7/16 Type Coaxial Connectors	S7/16型连接器
A.3	15	N Type Coaxial Connectors	N型连接器
A.4	25	TNC Type Coaxial Connectors	TNC型连接器
A.5	29	BNC Type Coaxial Connectors	BNC型连接器
A.6	32	1.6/5.6 Type Coaxial Connectors	1.6/5.6型连接器
A.7	35	SMA Type Coaxial Connectors	SMA型连接器
A.8	40	SMB Type Coaxial Connectors	SMB型连接器
A.9	43	SMC Type Coaxial Connectors	SMC型连接器
A.10	46	MCX Type Coaxial Connectors	MCX型连接器
A.11	50	BMA Type Coaxial Connectors	BMA型连接器
A.12	53	SMP Type Coaxial Connectors	SMP型连接器
A.13	57	1.0/2.3 Type Coaxial Connectors	1.0/2.3型连接器
A.14	60	Adaptors	转接器
A.15	66	Surge Arrestors	避雷器

7/16 RF Coaxial Connectors

射频同轴连接器

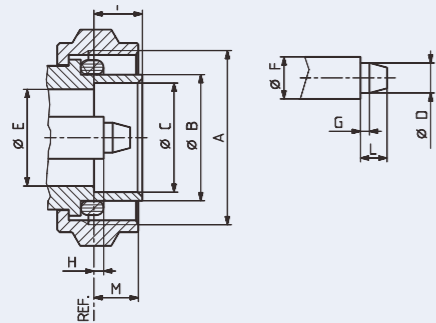
7/16 (L29) 型是一种结构可靠且性能极其稳定的连接器，一般具有防水性能和螺纹锁紧结构，适用于类似无线通信基站的大功率、户外应用。独特的结构设计保证了信号传输的低互调和低衰减。

7/16 (L29) type is a connector with reliable structure and its performance is extremely stable, it is generally water-resistant and thread locking structured, applicable to such high-power outdoor applications as wireless communication base station. The unique structural design ensures low intermodulation and low attenuation in signal transmission.

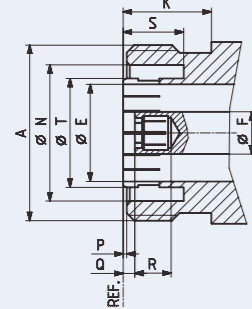
界面尺寸配合

Interface Mating Dimensions

插针连接器
Pin Connector



插孔连接器
Socket Connector



	PLUG(mm/inch)		JACK(mm/inch)	
	最小值	最大值	最小值	最大值
A	M29X1.5		M29X1.5	
B	20.60/.811	21.40/.843	—	—
C	18.03/.710	18.21/.717	—	—
D	4.96/.195	5.04/.198	—	—
E	15.85/.624	16.25/.640	15.85/.624	16.25/.640
F	7.00/.276nom.		7.00/.276nom.	
G	1.40/.055	1.60/.063	—	—
H	1.47/.058	1.77/.070	—	—
I	7.00/.276	8.00/.315	—	—
K	—	—	10.00/.394	—
L	—	4.50/.177	—	—
M	7.00/.276	9.00/.354	—	—
N	—	—	22.10/.870	22.90/.902
P	—	—	0.50/.020	0.70/.028
Q	—	—	1.77/.070	2.07/.082
R	—	—	5.00/.197	—
S	—	—	8.10/.319	—
T	—	—	—	18.50/.728*
U	—	—	—	18.00/.709

技术参数

Technical Data

适用标准	Applicable Standards	
界面尺寸	Interface According To	IEC 60169-4 GB 11313-4
电气性能	Electrical Data	
阻抗	Impedance	50 Ω
频率范围	Frequency Range	DC to 7.5 GHz
驻波比 (直式)	VSWR(Straight)	1.10 (DC to 3 GHz)
驻波比 (弯式)	VSWR(Right Angle)	1.15 (DC to 3 GHz)
插入损耗	Insertion Loss	≤ 0.05 √f(GHz) dB
绝缘电阻	Insulation Resistance	≥ 10000 MΩ
内导体接触电阻	Center Contact Resistance	≤ 0.4 mΩ
外导体接触电阻	Out Contact Resistance	≤ 1.5 mΩ
测试电压	Test Voltage	4000 V
三阶互调	PIM(3 rd order)	≤ -165 dBc @ 2 × 20 W
机械性能	Mechanical Data	
插拔次数	Mating Cycles	≥ 500
结合扭矩	Coupling Torque	Max 35 Nm
建议结合扭矩	Recommended Coupling Torque	25-30 Nm
螺母保持力	Coupling Nut Retention	≥ 1000 N
内导体保持力	Center Contact Captivation	Axial: ≥ 200 N Radial: ≥ 2 Ncm
环境性能	Environmental Data	
温度范围	Temperature Range	-55 °C - +155 °C
盐雾	Salt Mist	IEC 61169 Clause 9.4.6
气候试验	Climatic Test	IEC 61169-1 55/155/56
振动	Vibrations	IEC 61169 Clause 15.2.2
防护等级	Degree Of Protection	IEC 60529 IP68
材料	Materials	
外导体	Outer Contact	Brass CuSnZn Plating
内导体	Center Contact	Brass Ag Plating
弹性接触件	Spring Loaded Contact Parts	Bronze Ag Plating
绝缘体	Dielectric	PTFE
压接管	Crimping Ferrule	Copper Alloy CuSnZn Plating
垫片	Gasket	Rubber

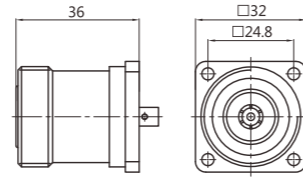
7/16 RF Coaxial Connectors

射频同轴连接器

S7/16

N

Product No.	Cable Group	Plt	Imp
产品型号	适配电缆	镀层	阻抗
7/16-H-FL-RG141	RG141	CuSnZn	50Ω

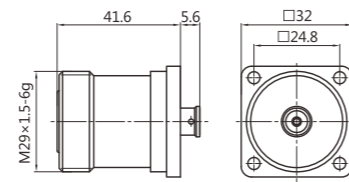


A.1-1

BNC

1.6/5.6

Product No.	Cable Group	Plt	Imp
产品型号	适配电缆	镀层	阻抗
7/16F-H/FL-250	RG250	CuSnZn	50Ω



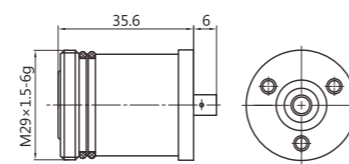
A.1-2

SMA

SMB

SMC

Product No.	Cable Group	Plt	Imp
产品型号	适配电缆	镀层	阻抗
7/16F-FL-141	RG141	CuSnZn	50Ω

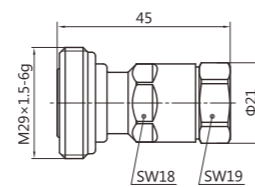


A.1-3

MCX

BMA

Product No.	Cable Group	Plt	Imp
产品型号	适配电缆	镀层	阻抗
7/16F-YD12	1/2"	CuSnZn	50Ω



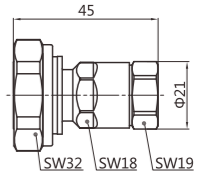
A.1-4

1.0/2.3

ADAPTORS

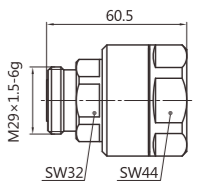
SURGE
ARRESTORS

Product No.	Cable Group	Plt	Imp
产品型号	适配电缆	镀层	阻抗
7/16M-YD12	1/2"	CuSnZn	50Ω



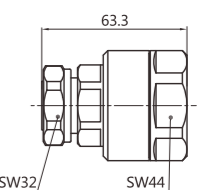
A.1-5

Product No.	Cable Group	Plt	Imp
产品型号	适配电缆	镀层	阻抗
7/16F-YD32	5/4"	CuSnZn	50Ω



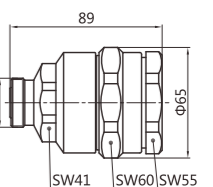
A.1-6

Product No.	Cable Group	Plt	Imp
产品型号	适配电缆	镀层	阻抗
7/16M-YD32	5/4"	CuSnZn	50Ω



A.1-7

Product No.	Cable Group	Plt	Imp
产品型号	适配电缆	镀层	阻抗
7/16F-1-5/8	13/8"	CuSnZn	50Ω

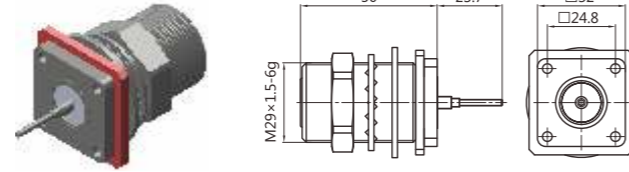


A.1-8

7/16 RF Coaxial Connectors

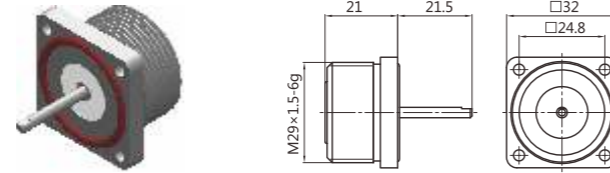
射频同轴连接器

Product No.	Cable Group	Plt	Imp
产品型号	适配电缆	镀层	阻抗
7/16F-F-D01	N/A	CuSnZn	50Ω



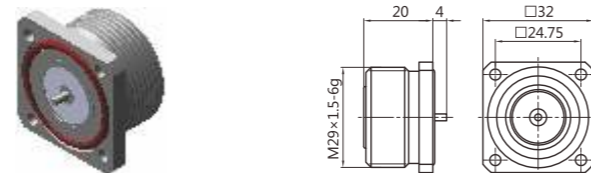
A.1-9

Product No.	Cable Group	Plt	Imp
产品型号	适配电缆	镀层	阻抗
7/16F-F-D02	N/A	CuSnZn	50Ω



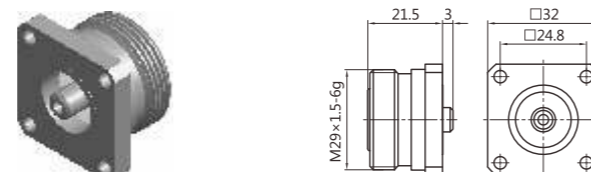
A.1-10

Product No.	Cable Group	Plt	Imp
产品型号	适配电缆	镀层	阻抗
7/16F-F-D03	N/A	CuSnZn	50Ω



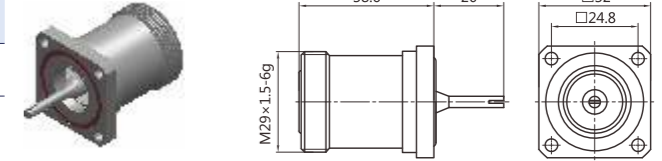
A.1-11

Product No.	Cable Group	Plt	Imp
产品型号	适配电缆	镀层	阻抗
7/16F-F-D04	N/A	CuSnZn	50Ω



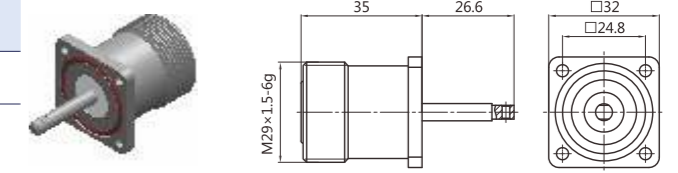
A.1-12

Product No.	Cable Group	Plt	Imp
产品型号	适配电缆	镀层	阻抗
7/16F-F-D05	N/A	CuSnZn	50Ω



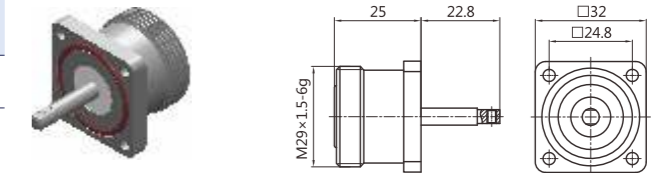
A.1-13

Product No.	Cable Group	Plt	Imp
产品型号	适配电缆	镀层	阻抗
7/16F-F-D06	N/A	CuSnZn	50Ω



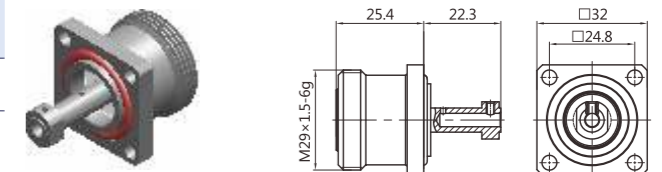
A.1-14

Product No.	Cable Group	Plt	Imp
产品型号	适配电缆	镀层	阻抗
7/16F-F-D07	N/A	CuSnZn	50Ω



A.1-15

Product No.	Cable Group	Plt	Imp
产品型号	适配电缆	镀层	阻抗
7/16F-F-D08	N/A	CuSnZn	50Ω



A.1-16

S7/16

N

TNC

BNC

1.6/5.6

SMA

SMB

SMC

MCX

BMA

SMP

1.0/2.3

ADAPTORS

SURGE
ARRESTORS

7/16

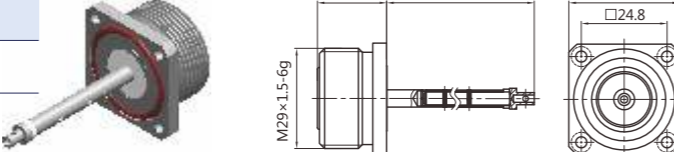
7/16 RF Coaxial Connectors

射频同轴连接器

S7/16

N

Product No.	Cable Group	Plt	Imp
产品型号	适配电缆	镀层	阻抗
7/16F-F-D09	N/A	CuSnZn	50Ω



A.1-17

BNC

1.6/5.6

Product No.	Cable Group	Plt	Imp
产品型号	适配电缆	镀层	阻抗
7/16F-F-D10	N/A	CuSnZn	50Ω



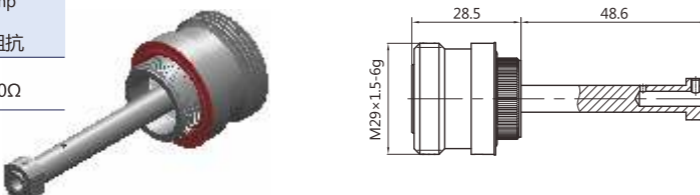
A.1-18

SMA

SMB

SMC

Product No.	Cable Group	Plt	Imp
产品型号	适配电缆	镀层	阻抗
7/16F-F-D11	N/A	CuSnZn	50Ω



A.1-19

MCX

BMA

Product No.	Cable Group	Plt	Imp
产品型号	适配电缆	镀层	阻抗
7/16F-F-D12	N/A	CuSnZn	50Ω



A.1-20

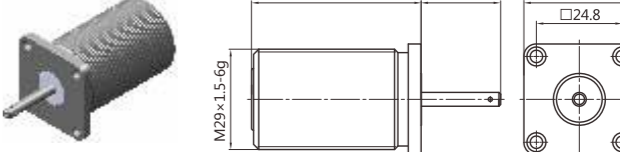
1.0/2.3

ADAPTORS

SURGE
ARRESTORS

09

Product No.	Cable Group	Plt	Imp
产品型号	适配电缆	镀层	阻抗
7/16F-F-D13	N/A	CuSnZn	50Ω




A.1-21

Product No.	Cable Group	Plt	Imp
产品型号	适配电缆	镀层	阻抗
7/16F-F-D14	N/A	CuSnZn	50Ω



A.1-22

Product No.	Cable Group	Plt	Imp
产品型号	适配电缆	镀层	阻抗
7/16F-BHD FL-1/4S	1/4"S	CuSnZn	50Ω



A.1-23

10

Tel: +86-512-82285058, Fax: +86-512-65461778, www.jswtong.com

S7/16 RF Coaxial Connectors

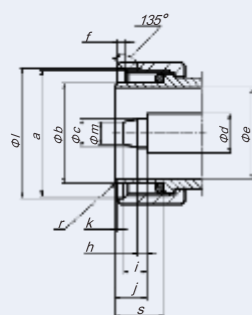
射频同轴连接器

S7/16型是一种基于7/16型产品而发展的射频同轴连接器，S7/16型连接器拥有小型化的尺寸和优异的性能，其继承了7/16型可靠的结构和稳定的性能，适用于类似无线通信基站的大功率、户外应用。独特的结构设计保证了信号传输的低互调和低衰减。

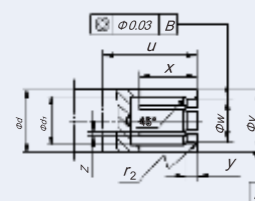
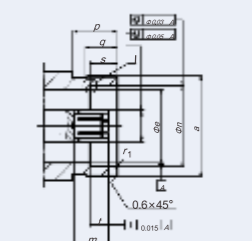
S7/16-type is a RF coaxial connector based on and developed from 7/16 type product, S7/16-type connector has a compact size and excellent performance, which inherited the 7/16 type product's reliable structure and stable performance, applicable to such high-power outdoor applications as wireless communication base station. The unique structural design ensures low intermodulation and low attenuation in signal transmission.

界面尺寸配合 Interface Mating Dimensions

插针连接器
Pin Connector



插孔连接器
Socket Connector



PLUG(mm/inch)		JACK(mm/inch)	
最小值	最大值	最小值	最大值
a	M22X1	a	M22X1
b	17,87	d	6,971
	18,03		6,981
c	4,80	d1	5,000
	4,86		5,500
d	7 nominal	e	16,050
			16,070
e	16,02	n	18,080
	16,08		18,100
f	1,00	p	9,500
	1,05		—
h	1,80	q	7,500
	1,20		—
i	4,20	s	6,700
	4,50		7,000
j	5,20	t	5,170
	5,50		5,200
s	7,80	m	5,000
	—		—
k	0,00	u	7,200
	1,00		7,400
l	22,05	v	6,997
	22,35		7,003
m	—	w	—
	3,70		—
r	0,12	z	0,200
	0,30		0,300
	—	r ₁	0,20
	—		0,35
	—	r ₂	0,20
	—		0,35

技术参数

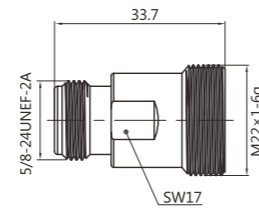
Technical Data

适用标准	Applicable Standards	
界面尺寸	Interface According To	IEC 60169-53
电气性能	Electrical Data	
阻抗	Impedance	50 Ω
频率范围	Frequency Range	DC to 7.5 GHz
驻波比(直式)	VSWR(Straight)	1.10 (DC to 3 GHz)
驻波比(弯式)	VSWR(Right Angle)	1.15 (DC to 3 GHz)
插入损耗	Insertion Loss	≤ 0.05 √f(GHz) dB
绝缘电阻	Insulation Resistance	≥ 10000 MΩ
内导体接触电阻	Center Contact Resistance	≤ 0.4 mΩ
外导体接触电阻	Out Contact Resistance	≤ 0.2 mΩ
测试电压	Test Voltage	4000 V
三阶互调	PIM(3 rd order)	≤ -165 dBc @ 2 × 20 W
机械性能	Mechanical Data	
插拔次数	Mating Cycles	≥ 500
结合扭矩	Coupling Torque	Max 35 Nm
建议结合扭矩	Recommended Coupling Torque	25-30 Nm
螺母保持力	Coupling Nut Retention	≥ 1000 N
内导体保持力	Center Contact Captivation	Axial: ≥ 200 N Radial: ≥ 2 Ncm
环境性能	Environmental Data	
温度范围	Temperature Range	-55 °C - +155 °C
盐雾	Salt Mist	IEC 61169 Clause 9.4.6
气候试验	Climatic Test	IEC 61169-1 55/155/56
振动	Vibrations	IEC 61169 Clause 15.2.2
防护等级	Degree Of Protection	IEC 60529 IP68
材料	Materials	
外导体	Outer Contact	Brass CuSnZn Plating
内导体	Center Contact	Brass Ag Plating
弹性接触件	Spring Loaded Contact Parts	Bronze Ag Plating
绝缘体	Dielectric	PTFE
压接管	Crimping Ferrule	Copper Alloy CuSnZn Plating
垫片	Gasket	Rubber

S7/16 RF Coaxial Connectors

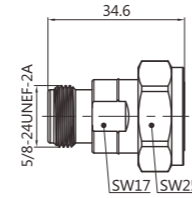
射频同轴连接器

Product No.	Cable Group	Plt	Imp
产品型号	适配电缆	镀层	阻抗
NF-S7-16F	N/A	CuSnZn	50Ω



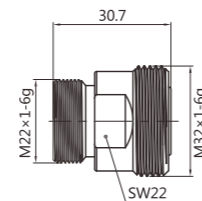

A.2-1

Product No.	Cable Group	Plt	Imp
产品型号	适配电缆	镀层	阻抗
NF-S7-16M	N/A	CuSnZn	50Ω



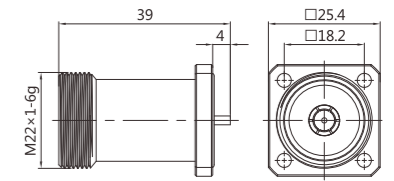
A.2-2

Product No.	Cable Group	Plt	Imp
产品型号	适配电缆	镀层	阻抗
S7-16-7-16	N/A	CuSnZn	50Ω



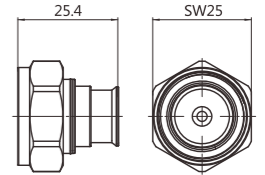
A.2-3

Product No.	Cable Group	Plt	Imp
产品型号	适配电缆	镀层	阻抗
S7-16F-F-D	N/A	CuSnZn	50Ω



A.2-4

Product No.	Cable Group	Plt	Imp
产品型号	适配电缆	镀层	阻抗
S7-16M-YD9	1/2"S	CuSnZn	50Ω



A.2-5

N

TNC

BNC

1.6/5.6

SMA

SMB

SMC

MCX

BMA

SMP

1.0/2.3

ADAPTORS

SURGE
ARRESTORS

7/16

S7/16

N

TNC

BNC

1.6/5.6

SMA

SMB

SMC

MCX

BMA

SMP

1.0/2.3

ADAPTORS

SURGE
ARRESTORS

N RF Coaxial Connectors

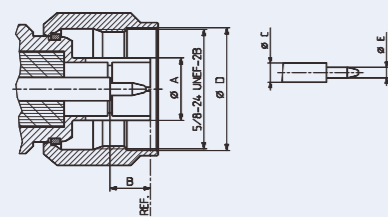
射频同轴连接器

N型产品是一种螺纹连接的中小功率连接器，特性阻抗为50Ω和75Ω两种。他们具有可靠性高、抗震性强、机械和电气性能优良等特点。广泛应用于振动和恶劣环境下的无线电仪器、通讯设备、微波测试及地面发射系统连接RF同轴电缆。使用高精度的半刚半柔电缆，频率可达11GHz，并获得较小的电压驻波比。

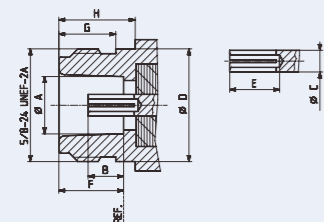
N-type is a middle and small power connector with threaded connection, whose characteristic impedance can be classified into 50Ω and 75Ω two kinds. They have high reliability, shock resistance, excellent mechanical and electrical performance characteristics. It is widely used in radio equipment, communications equipment, microwave test and ground launch system connector RF coaxial cable in vibration and harsh environment. It uses high-precision semi-rigid semi-flexible cable, whose frequency can go up to 11GHz, and get smaller voltage standing wave ratio.

界面尺寸配合 Interface Mating Dimensions

插针连接器
Pin Connector



插孔连接器
Socket Connector



	PLUG(mm/inch)		JACK(mm/inch)	
	最小值	最大值	最小值	最大值
A	—	8.38/.330	8.03/.316	8.13/.320
B	5.33/.210	5.84/.230	4.75/.187	5.26/.207
C	3.04 nominal		3.04 nominal	
D	16.00/.630	—	—	15.93/.627
E	1.60/.063	1.68/.066	5.33/.210	—
F	—	—	9.04/.356	9.19/.362
G	—	—	6.76/.266	—
H	—	—	10.72/.422	—

技术参数

Technical Data

适用标准	Applicable Standards	
界面尺寸	Interface According To	IEC 60169-16 GB/T 11313-16
电气性能	Electrical Data	
阻抗	Impedance	50 Ω
频率范围	Frequency Range	DC to 11 GHz
驻波比 (直式)	VSWR(Straight)	1.10 (DC to 3 GHz)
驻波比 (弯式)	VSWR(Right Angle)	1.15 (DC to 3 GHz)
插入损耗	Insertion Loss	≤ 0.05 √f(GHz) dB
绝缘电阻	Insulation Resistance	≥ 5000 MΩ
内导体接触电阻	Center Contact Resistance	≤ 1.0 mΩ
外导体接触电阻	Out Contact Resistance	≤ 0.25 mΩ
测试电压	Test Voltage	2500 V
三阶互调	PIM(3 rd order)	≤ -160 dBc @ 2 × 20 W
机械性能	Mechanical Data	
插拔次数	Mating Cycles	≥ 500
结合扭矩	Coupling Torque	Max 1.7 Nm
建议结合扭矩	Recommended Coupling Torque	0.7-1.1 Nm
螺母保持力	Coupling Nut Retention	≥ 450 N
内导体保持力	Center Contact Captivation	Axial: ≥ 28 N Radial: ≥ 3 Ncm
环境性能	Environmental Data	
温度范围	Temperature Range	-55 °C - +155 °C
盐雾	Salt Mist	IEC 61169 Clause 9.4.6
气候试验	Climatic Test	IEC 61169-1 55/155/21
冲击	Shock	IEC 61169 Clause 9.3.14
振动	Vibrations	IEC 61169 Clause 9.3.3
防护等级	Degree Of Protection	IEC 60529 IP68
材料	Materials	
外导体	Outer Contact	Brass CuSnZn Plating
内导体	Center Contact	Brass Ag Plating
弹性接触件	Spring Loaded Contact Parts	Bronze Ag Plating
绝缘体	Dielectric	PTFE
压接管	Crimping Ferrule	Copper Alloy CuSnZn Plating
垫片	Gasket	Rubber

7/16

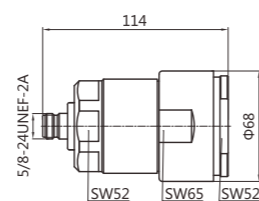
N RF Coaxial Connectors

射频同轴连接器

S7/16

N

Product No.	Cable Group	Plt	Imp
产品型号	适配电缆	镀层	阻抗
NF-1-5/8	13/8"	CuSnZn	50Ω



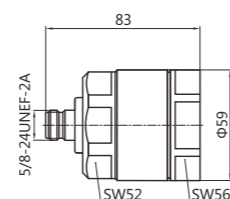
A.3-1

TNC

BNC

1.6/5.6

Product No.	Cable Group	Plt	Imp
产品型号	适配电缆	镀层	阻抗
NF-1-5/8-01	13/8"	CuSnZn	50Ω



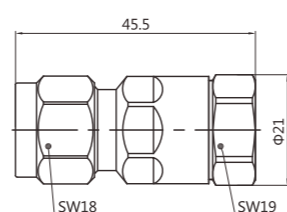
A.3-2

SMA

SMB

SMC

Product No.	Cable Group	Plt	Imp
产品型号	适配电缆	镀层	阻抗
NM-YD12	1/2"	CuSnZn	50Ω

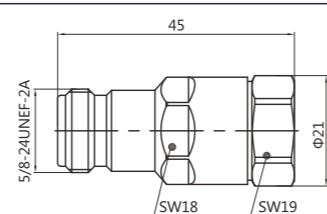


A.3-3

MCX

BMA

Product No.	Cable Group	Plt	Imp
产品型号	适配电缆	镀层	阻抗
NF-YD12	1/2"	CuSnZn	50Ω



A.3-4

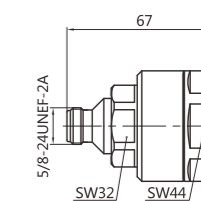
1.0/2.3

ADAPTORS

SURGE
ARRESTORS

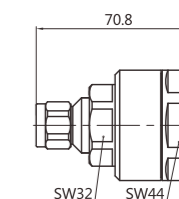
17

Product No.	Cable Group	Plt	Imp
产品型号	适配电缆	镀层	阻抗
NF-YD32	5/4"	CuSnZn	50Ω



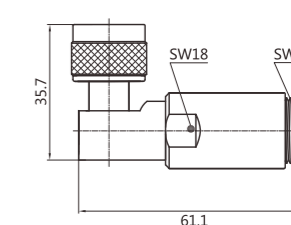
A.3-5

Product No.	Cable Group	Plt	Imp
产品型号	适配电缆	镀层	阻抗
NM-YD32	5/4"	CuSnZn	50Ω



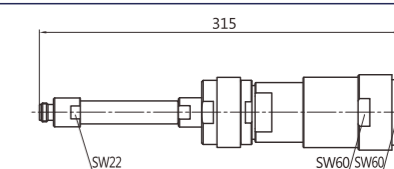
A.3-6

Product No.	Cable Group	Plt	Imp
产品型号	适配电缆	镀层	阻抗
NMRX-8DFB	8DFB	CuSnZn	50Ω



A.3-7

Product No.	Cable Group	Plt	Imp
产品型号	适配电缆	镀层	阻抗
N-K920(50/75)	N/A	CuSnZn	50/75Ω



A.3-8

18

Tel: +86-512-82285058, Fax: +86-512-65461778, www.jswtong.com

7/16

N RF Coaxial Connectors

射频同轴连接器

N

Product No.	Cable Group	Plt	Imp
产品型号	适配电缆	镀层	阻抗
NF-F-D01	N/A	CuSnZn	50Ω




A.3-9

Product No.	Cable Group	Plt	Imp
产品型号	适配电缆	镀层	阻抗
NF-F-D02	N/A	CuSnZn	50Ω




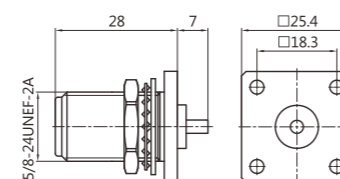

A.3-10

Product No.	Cable Group	Plt	Imp
产品型号	适配电缆	镀层	阻抗
NF-F-D03	N/A	CuSnZn	50Ω




A.3-11

Product No.	Cable Group	Plt	Imp
产品型号	适配电缆	镀层	阻抗
NF-F-D04	N/A	CuSnZn	50Ω

A.3-12

S7/16

TNC

BNC

1.6/5.6

SMA

SMB

SMC

MCX

BMA

SMP

1.0/2.3

ADAPTORS

SURGE
ARRESTORS

Product No.	Cable Group	Plt	Imp
产品型号	适配电缆	镀层	阻抗
NF-F-D05	N/A	CuSnZn	50Ω




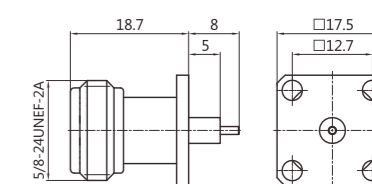

A.3-13

Product No.	Cable Group	Plt	Imp
产品型号	适配电缆	镀层	阻抗
NF-F-D06	N/A	CuSnZn	50Ω




A.3-14

Product No.	Cable Group	Plt	Imp
产品型号	适配电缆	镀层	阻抗
NF-F-D07	N/A	CuSnZn	50Ω

A.3-15

Product No.	Cable Group	Plt	Imp
产品型号	适配电缆	镀层	阻抗
NF-F-D08	N/A	CuSnZn	50Ω




A.3-16

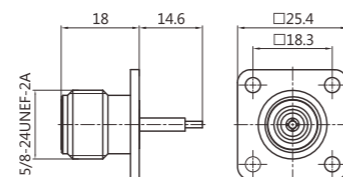

7/16

N RF Coaxial Connectors

射频同轴连接器

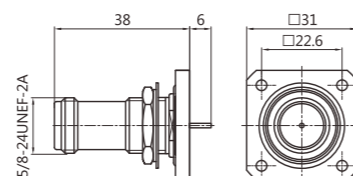
N

Product No.	Cable Group	Plt	Imp
产品型号	适配电缆	镀层	阻抗
NF-F-D09	N/A	CuSnZn	50Ω



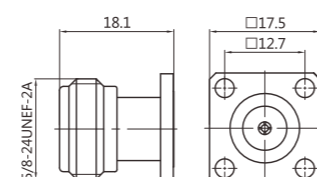
A.3-17

Product No.	Cable Group	Plt	Imp
产品型号	适配电缆	镀层	阻抗
NF-F-D10	N/A	CuSnZn	50Ω



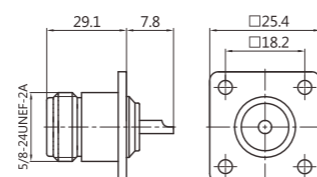
A.3-18

Product No.	Cable Group	Plt	Imp
产品型号	适配电缆	镀层	阻抗
NF-F-D11	N/A	CuSnZn	50Ω



A.3-19

Product No.	Cable Group	Plt	Imp
产品型号	适配电缆	镀层	阻抗
NF-F-D12	N/A	CuSnZn	50Ω



A.3-20

S7/16

TNC

BNC

1.6/5.6

SMA

SMB

SMC

MCX

BMA

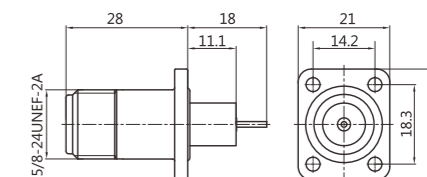
SMP

1.0/2.3

ADAPTORS

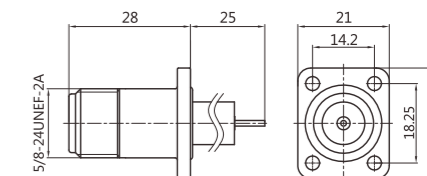
SURGE
ARRESTORS

Product No.	Cable Group	Plt	Imp
产品型号	适配电缆	镀层	阻抗
NF-F-D13	N/A	CuSnZn	50Ω



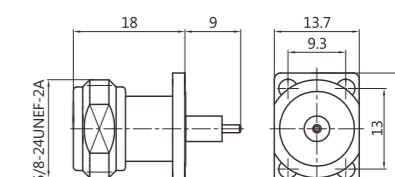
A.3-21

Product No.	Cable Group	Plt	Imp
产品型号	适配电缆	镀层	阻抗
NF-F-D14	N/A	CuSnZn	50Ω



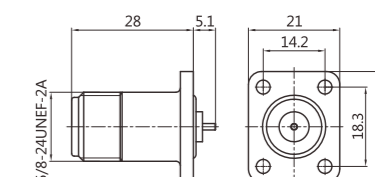
A.3-22

Product No.	Cable Group	Plt	Imp
产品型号	适配电缆	镀层	阻抗
NF-F-D15	N/A	CuSnZn	50Ω



A.3-23

Product No.	Cable Group	Plt	Imp
产品型号	适配电缆	镀层	阻抗
NF-F-D16	N/A	CuSnZn	50Ω



A.3-24

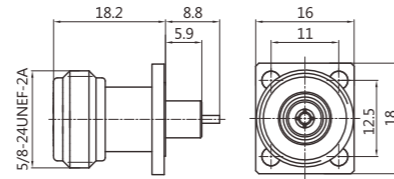
7/16

N RF Coaxial Connectors

射频同轴连接器

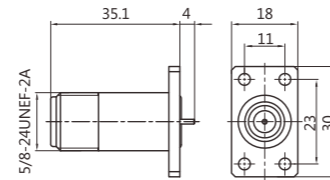
N

Product No.	Cable Group	Plt	Imp
产品型号	适配电缆	镀层	阻抗
NF-F-D17	N/A	CuSnZn	50Ω



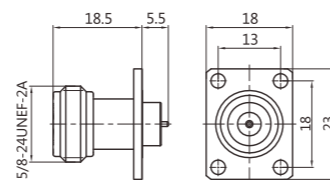
A.3-25

Product No.	Cable Group	Plt	Imp
产品型号	适配电缆	镀层	阻抗
NF-F-D18	N/A	CuSnZn	50Ω



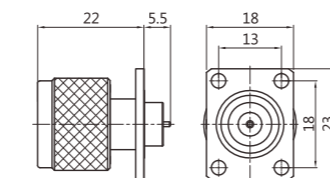
A.3-26

Product No.	Cable Group	Plt	Imp
产品型号	适配电缆	镀层	阻抗
NF-F-D19	N/A	CuSnZn	50Ω



A.3-27

Product No.	Cable Group	Plt	Imp
产品型号	适配电缆	镀层	阻抗
NF-F-D20	N/A	CuSnZn	50Ω



A.3-28

TNC

BNC

1.6/5.6

SMA

SMB

SMC

MCX

BMA

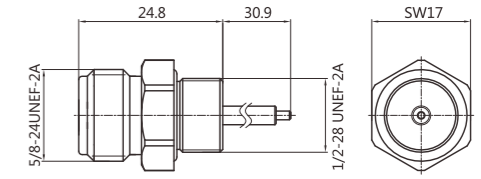
SMP

1.0/2.3

ADAPTORS

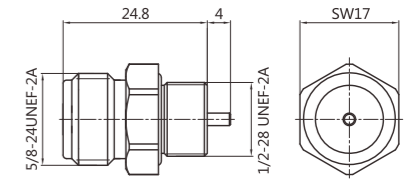
SURGE
ARRESTORS

Product No.	Cable Group	Plt	Imp
产品型号	适配电缆	镀层	阻抗
NF-D01	N/A	CuSnZn	50Ω



A.3-29

Product No.	Cable Group	Plt	Imp
产品型号	适配电缆	镀层	阻抗
NF-D02	N/A	CuSnZn	50Ω



A.3-30

7/16

S7/16

N

TNC

BNC

1.6/5.6

SMA

SMB

SMC

MCX

BMA

SMP

1.0/2.3

ADAPTORS

SURGE
ARRESTORS

TNC RF Coaxial Connectors

射频同轴连接器

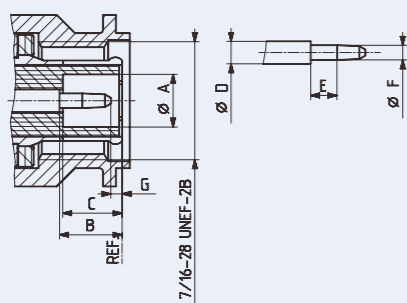
TNC型产品是一种具有螺纹连接机构的射频同轴连接器，特性阻抗50Ω。其特点是工作频率宽，连接可靠，抗振性好等。可广泛用于计算机网络、电台基站、航天航海、雷达监控等无线电仪器设备的射频连接RF同轴电缆用。

TNC-type is a RF coaxial connector with threaded connection mechanism, whose characteristic impedance is 50Ω. It features wide working frequency, reliable connection, good vibration resistance. It can be widely used in computer networks, radio base stations, spaceflight sea navigation, radar surveillance and other radio equipment using radio frequency connector coaxial cable.

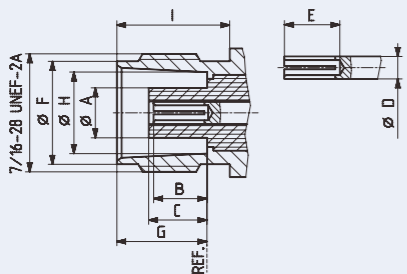
界面尺寸配合

Interface Mating Dimensions

插针连接器
Pin Connector



插孔连接器
Socket Connector



	PLUG(mm/inch)		JACK(mm/inch)	
	最小值	最大值	最小值	最大值
A	4.83/.190	—	—	4.72/.186
B	5.33/.210	5.84/.230	4.72/.186	5.23/.206
C	5.28/.208	5.79/.228	4.78/.188	5.28/.208
D	2.06/.081	2.21/.087	2.06/.081	2.21/.087
E	1.98/.078	—	4.95/.195	—
F	1.32/.052	1.37/.054	9.60/.378	9.70/.382
G	0.08/.003	—	8.31/.327	8.51/.335
H	—	—	8.10/.319	8.15/.321
I	—	—	10.52/.414	—

技术参数

Technical Data

适用标准	Applicable Standards	
界面尺寸	Interface According To	IEC 60169-17 GB/T 11313-17
电气性能	Electrical Data	
阻抗	Impedance	50 Ω
频率范围	Frequency Range	DC to 10 GHz
驻波比(直式)	VSWR(Straight)	1.22 (DC to 3 GHz)
驻波比(弯式)	VSWR(Right Angle)	1.30 (DC to 3 GHz)
插入损耗	Insertion Loss	≤ 0.1 √f(GHz) dB
绝缘电阻	Insulation Resistance	≥ 5000 MΩ
内导体接触电阻	Center Contact Resistance	≤ 1.5 mΩ
外导体接触电阻	Out Contact Resistance	≤ 1 mΩ
测试电压	Test Voltage	1500 V
机械性能	Mechanical Data	
插拔次数	Mating Cycles	≥ 500
结合扭矩	Coupling Torque	Max 1.7 Nm
建议结合扭矩	Recommended Coupling Torque	0.46-0.69 Nm
内导体保持力	Center Contact Captivation	Axial: ≥ 27 N
环境性能	Environmental Data	
温度范围	Temperature Range	-65 °C - +165 °C
盐雾	Salt Mist	IEC 61169-1 Clause 9.4.6
气候试验	Climatic Test	IEC 60068 55/155/21
冲击	Shock	IEC 61169 Clause 9.3.14
振动	Vibrations	IEC 61169 Clause 9.3.3
防护等级	Degree Of Protection	IEC 60529
材料	Materials	
外导体	Outer Contact	Brass Au Plating
内导体	Center Contact	Brass Au Plating
弹性接触件	Spring Loaded Contact Parts	CuBe2 Au Plating
绝缘体	Dielectric	PTFE
压接管	Crimping Ferrule	Copper Alloy CuSnZn Plating
垫片	Gasket	Rubber

7/16

S7/16

N

TNC

BNC

1.6/5.6

SMA

SMB

SMC

MCX

BMA

SMP

1.0/2.3

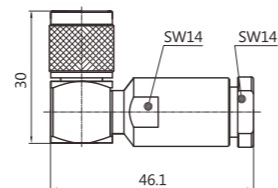
ADAPTORS

SURGE
ARRESTORS

TNC RF Coaxial Connectors

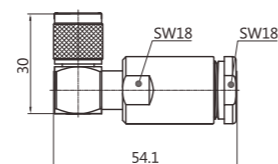
射频同轴连接器

Product No.	Cable Group	Plt	Imp
产品型号	适配电缆	镀层	阻抗
TNCMRX-8DFB	8DFB	CuSnZn	50Ω



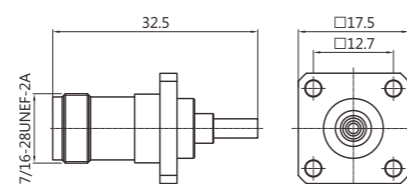
A.4-1

Product No.	Cable Group	Plt	Imp
产品型号	适配电缆	镀层	阻抗
TNCMRX-5DFB	5DFB	CuSnZn	50Ω



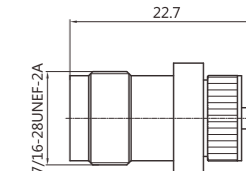
A.4-2

Product No.	Cable Group	Plt	Imp
产品型号	适配电缆	镀层	阻抗
TNC	N/A	CuSnZn	50Ω



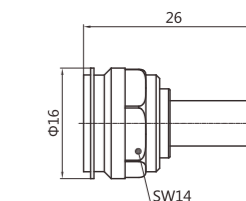
A.4-3

Product No.	Cable Group	Plt	Imp
产品型号	适配电缆	镀层	阻抗
TNC-01	N/A	CuSnZn	50Ω



A.4-4

Product No.	Cable Group	Plt	Imp
产品型号	适配电缆	镀层	阻抗
TNC-02	RG141/U	CuSnZn	50Ω



A.4-5

7/16

S7/16

N

TNC

BNC

1.6/5.6

SMA

SMB

SMC

MCX

BMA

SMP

1.0/2.3

ADAPTORS

SURGE
ARRESTORS

BNC RF Coaxial Connectors

射频同轴连接器

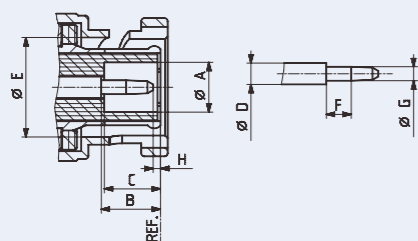
BNC型是一种卡口式连接的射频同轴连接器，特性阻抗分别为50Ω和75Ω两种。它具有连接（分离）迅速，接触可靠等特点。广泛应用于计算机行业、无线网络、医疗设备和电子仪器领域。

BNC type is a RF coaxial connector with bayonet connection, whose characteristic impedance can be classified into 50Ω and 75Ω two kinds. It features rapid connection (separation) and reliable contact and is widely used in the computer industry, wireless networks, medical equipment and electronic instruments.

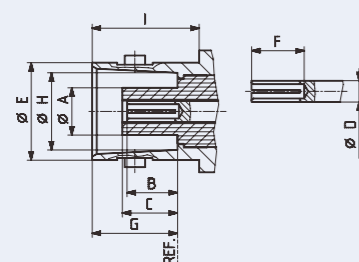
界面尺寸配合

Interface Mating Dimensions

插针连接器
Pin Connector



插孔连接器
Socket Connector



	PLUG(mm/inch)		JACK(mm/inch)	
	最小值	最大值	最小值	最大值
A	4.83/.190	—	—	4.72/.186
B	5.33/.210	5.84/.230	4.72/.186	5.23/.206
C	5.28/.208	5.79/.228	4.78/.188	5.28/.208
D	2.06/.081	2.21/.087	2.06/.081	2.21/.087
E	9.78/.385	9.91/.390	9.60/.378	9.70/.382
F	1.98/.078	—	4.95/.195	—
G	1.32/.052	1.37/.054	8.31/.327	8.51/.335
H	0.08/.003	—	8.10/.319	8.15/.321
I	—	—	10.52/.414	—

技术参数

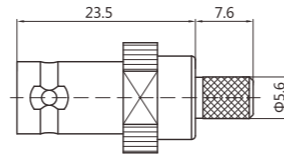
Technical Data

适用标准	Applicable Standards	
界面尺寸	Interface According To	IEC 60169-8 GB/T 11313-8
电气性能	Electrical Data	
阻抗	Impedance	50 Ω
频率范围	Frequency Range	DC to 10 GHz
驻波比	VSWR	1.20 (DC to 3 GHz)
插入损耗	Insertion Loss	≤ 0.1 √f(GHz) dB
绝缘电阻	Insulation Resistance	≥ 5000 MΩ
内导体接触电阻	Center Contact Resistance	≤ 1.5 mΩ
外导体接触电阻	Out Contact Resistance	≤ 1.0 mΩ
测试电压	Test Voltage	1500 V
机械性能	Mechanical Data	
插拔次数	Mating Cycles	≥ 500
内导体保持力	Center Contact Captivation	Axial: ≥ 27 N
环境性能	Environmental Data	
温度范围	Temperature Range	-65 °C - +165 °C
盐雾	Salt Mist	IEC 60169 Clause 9.4.6
气候试验	Climatic Test	IEC 60068 55/155/21
冲击	Shock	IEC 61169 Clause 9.3.14
振动	Vibrations	IEC 61169 Clause 9.3.3
防护等级	Degree Of Protection	IEC 60529
材料	Materials	
外导体	Outer Contact	Brass Au Plating
内导体	Center Contact	Brass Au Plating
弹性接触件	Spring Loaded Contact Parts	CuBe2 Au Plating
绝缘体	Dielectric	PTFE
压接管	Crimping Ferrule	Copper Alloy CuSnZn Plating
垫片	Gasket	Rubber

BNC RF Coaxial Connectors

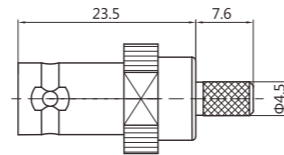
射频同轴连接器

Product No.	Cable Group	Plt	Imp
产品型号	适配电缆	镀层	阻抗
A-BNCFY-75 -RG59B/U	RG59B/U	Au	75Ω



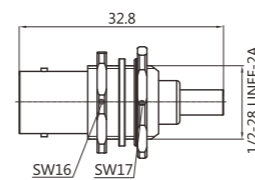
A.5-1

Product No.	Cable Group	Plt	Imp
产品型号	适配电缆	镀层	阻抗
BNCFY-RG58	RG58	Au	50Ω



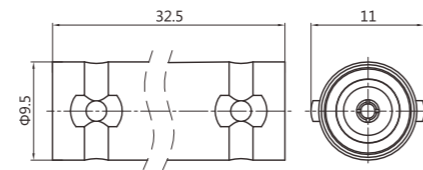
A.5-2

Product No.	Cable Group	Plt	Imp
产品型号	适配电缆	镀层	阻抗
BNC	N/A	Au	50Ω



A.5-3

Product No.	Cable Group	Plt	Imp
产品型号	适配电缆	镀层	阻抗
BNCF/BNCF	N/A	Au	50Ω



A.5-4

1.6/5.6 RF Coaxial Connectors

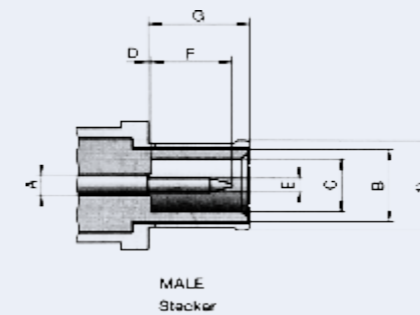
射频同轴连接器

1.6/5.6型连接器具有螺纹、卡锁机构，特性阻抗为75Ω。该产品供通信设备和无线电仪表的射频回路中连接射频同轴电缆用，具有稳定可靠的高速传输设计，体积小，机械性能和电性能稳定可靠。

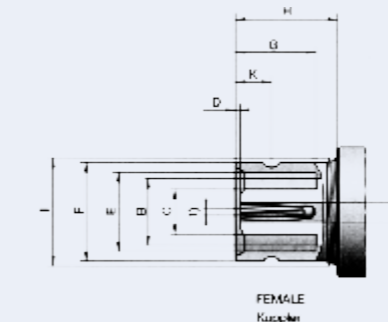
1.6/5.6 type connector has threaded and latch mechanism, whose characteristic impedance is 75Ω. The product is used for connection with RF coaxial cable in RF circuits of communications equipment and radio instrumentation, with stable and reliable high-speed transmission design, small size, reliable mechanical and electrical properties.

界面尺寸配合 Interface Mating Dimensions

插针连接器
Pin Connector



插孔连接器
Socket Connector



	MALE(stecker)		FEMALE(kuppler)	
	最小值	最大值	最小值	最大值
A	1.60 nom.		1.60 nom.	
B	5.60 nom.		5.60 nom.	
C	4.00	—	—	3.80
D	—	0.15	0.25	0.75
E	0.97	1.03	6.60	6.69
F	—	5.50	8.10	8.25
G	6.40	6.60	6.70	—
H	—	—	9.70	—
I	—	—	M 9×0.5	
K	—	—	2.90	3.10

1.6/5.6 RF Coaxial Connectors

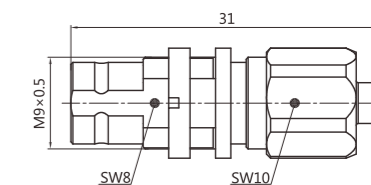
射频同轴连接器

技术参数

Technical Data

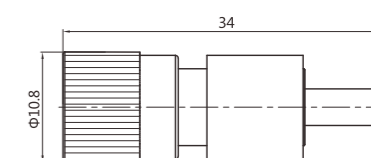
适用标准	Applicable Standards	
界面尺寸	Interface According To	IEC 60169-13 GB/T 11313-13
电气性能	Electrical Data	
阻抗	Impedance	75 Ω
频率范围	Frequency Range	DC to 4 GHz
回损	Return Loss	≥33dB (DC-1GHz) ≥27.5dB (1-4GHz) ≥20.8dB (2-4GHz)
绝缘电阻	Insulation Resistance	≥ 10000 MΩ
内导体接触电阻	Center Contact Resistance	≤ 4 mΩ
外导体接触电阻	Out Contact Resistance	≤ 2 mΩ
测试电压	Test Voltage	1000 V
射频泄露	RF-leakage	≥ 90 dB up to 1 GHz
机械性能	Mechanical Data	
插拔次数	Mating Cycles	≥ 500
结合扭矩	Coupling Torque	30 Ncm Max
内导体保持力	Center Contact Captivation	Axial: ≥ 30 N
环境性能	Environmental Data	
温度范围	Temperature Range	-40 °C - +85 °C
盐雾	Salt Mist	IEC 60169 Clause 9.4.6
气候试验	Climatic Test	IEC 60068-2-1 40/85/21
振动	Vibrations	IEC 60068-2-6
材料	Materials	
外导体	Outer Contact	Brass Au Plating
内导体	Center Contact	Brass Au Plating
弹性接触件	Spring Loaded Contact Parts	CuBe2 Au Plating
压接管	Crimping Ferrule	Copper Alloy CuSnZn Plating
绝缘体	Dielectric	PTFE
垫片	Gasket	Rubber

Product No.	Cable Group	Plt	Imp
产品型号	适配电缆	镀层	阻抗
1.6/5.6	N/A	CuSnZn	75Ω



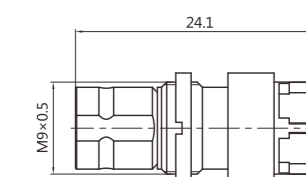
A.6-1

Product No.	Cable Group	Plt	Imp
产品型号	适配电缆	镀层	阻抗
1.6/5.6-01	N/A	CuSnZn	75Ω



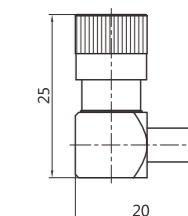
A.6-2

Product No.	Cable Group	Plt	Imp
产品型号	适配电缆	镀层	阻抗
1.6/5.6-02	N/A	CuSnZn	75Ω



A.6-3

Product No.	Cable Group	Plt	Imp
产品型号	适配电缆	镀层	阻抗
1.6/5.6-03	N/A	CuSnZn	75Ω



A.6-4

7/16

S7/16

N

TNC

BNC

1.6/5.6

SMA

SMB

SMC

MCX

BMA

SMP

1.0/2.3

ADAPTORS

SURGE
ARRESTORS

SMA RF Coaxial Connectors

射频同轴连接器

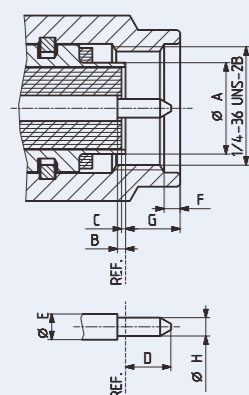
SMA型产品是一种应用广泛的小型螺纹连接的同轴连接器，特性阻抗50Ω。它具有频带宽，性能优，高可靠的特点。适用于无线网络、程控、微波设备和数字通信系统连接RF电缆或微带线。使用半刚半柔电缆，频率可达18GHz。

SMA type is a widely used small coaxial connector with threaded connection, whose characteristic impedance is 50Ω. It features a wide frequency bandwidth, excellent performance, high reliability. It is applicable to wireless networks, program-controlled, microwave devices and digital communication system connecting RF cable or microstrip line. It uses semi-rigid semi-flexible cables, and its frequency can reach 18GHz.

界面尺寸配合

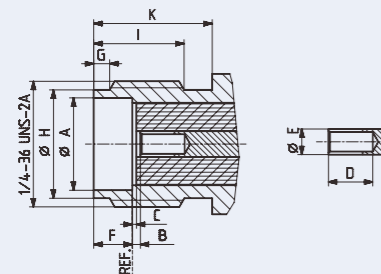
Interface Mating Dimensions

插针连接器
Pin Connector



	PLUG(mm/inch)		JACK(mm/inch)	
	最小值	最大值	最小值	最大值
A	—	4.59/1.81	4.59/.181	—
B	0.00/.000	0.25/.010	0.00/.000	0.25/.010
C	0.00/.000	0.25/.010	0.00/.000	0.25/.010
C	—	2.54/.100	2.67/.105	—
E	1.24/.049	1.29/.051	1.24/.049	1.29/.051
F	0.38/.015	1.14/.045	1.88/.047	1.98/.078
G	—	3.43/.135	0.38/.015	1.14/.045
H	0.90/.036	0.94/.037	5.28/.208	5.49/.216
I	—	—	4.32/.170	—
K	—	—	5.54/.218	—

插孔连接器
Socket Connector



技术参数

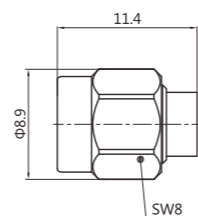
Technical Data

适用标准	Applicable Standards	
界面尺寸	Interface According To	IEC 60169-15 GB/T 11313-15
电气性能	Electrical Data	
阻抗	Impedance	50 Ω
频率范围	Frequency Range	DC to 18 GHz
驻波比(直式)	VSWR(straight)	≤ 1.1 + 0.02 f(GHz)
插入损耗	Insertion Loss	≤ 0.04 √f(GHz) dB
绝缘电阻	Insulation Resistance	≥ 5000 MΩ
内导体接触电阻	Center Contact Resistance	≤ 3.0 mΩ
外导体接触电阻	Out Contact Resistance	≤ 2.0 mΩ
测试电压	Test Voltage	1000 V
机械性能	Mechanical Data	
插拔次数	Mating Cycles	≥ 500
结合扭矩	Coupling Torque	Max 1.7 Nm
建议结合扭矩	Recommended Coupling Torque	0.9-1.1 Nm
螺母保持力	Coupling Nut Retention	≥ 270 N
环境性能	Environmental Data	
温度范围	Temperature Range	-65 °C - +165 °C
盐雾	Salt Mist	IEC 61169-1 Clause 9.4.6
气候等级	Climatic Class	IEC 60068 55/155/21
冲击	Shock	IEC 61169 Clause 9.3.14
振动	Vibrations	IEC 61169 Clause 9.3.3
材料	Materials	
外导体	Outer Contact	Brass Au Plating
内导体	Center Contact	Brass Au Plating
弹性接触件	Spring Loaded Contact Parts	CuBe2 Au Plating
压接管	Crimping Ferrule	Copper Alloy CuSnZn Plating
绝缘体	Dielectric	PTFE
垫片	Gasket	Rubber

SMA RF Coaxial Connectors

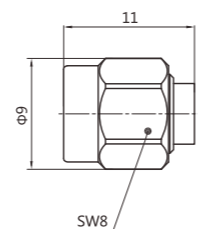
射频同轴连接器

Product No.	Cable Group	Plt	Imp
产品型号	适配电缆	镀层	阻抗
SMAMH-RG141	N/A	Au	50Ω



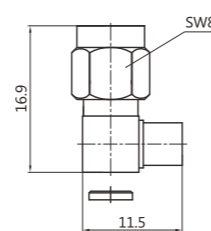
A.7-1

Product No.	Cable Group	Plt	Imp
产品型号	适配电缆	镀层	阻抗
SMA-JB3	RG402/U	Au	50Ω



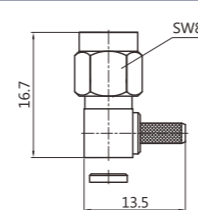
A.7-2

Product No.	Cable Group	Plt	Imp
产品型号	适配电缆	镀层	阻抗
SMA-JWB3	RG402/U	Au	50Ω



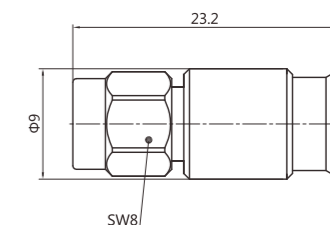
A.7-3

Product No.	Cable Group	Plt	Imp
产品型号	适配电缆	镀层	阻抗
SMA-JW3	SYU-50-2-1	Au	50Ω



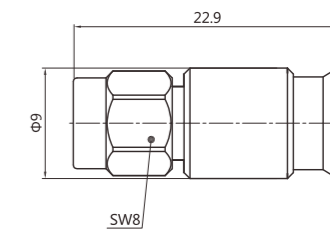
A.7-4

Product No.	Cable Group	Plt	Imp
产品型号	适配电缆	镀层	阻抗
SMAMH-YD5AA	1/4S	Au	50Ω



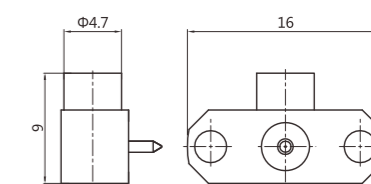
A.7-5

Product No.	Cable Group	Plt	Imp
产品型号	适配电缆	镀层	阻抗
SMAM.H-YD5	1/4S	Au	50Ω



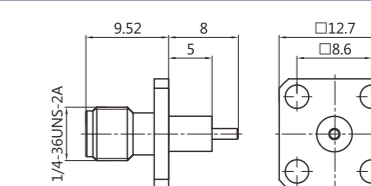
A.7-6

Product No.	Cable Group	Plt	Imp
产品型号	适配电缆	镀层	阻抗
SMAMRH-RG141	RG141	Au	50Ω



A.7-7

Product No.	Cable Group	Plt	Imp
产品型号	适配电缆	镀层	阻抗
A-SMAFF	N/A	Au	50Ω

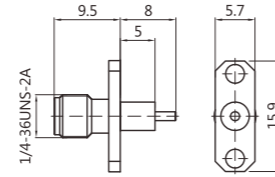


A.7-8

SMA RF Coaxial Connectors

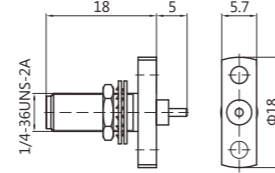
射频同轴连接器

Product No.	Cable Group	Plt	Imp
产品型号	适配电缆	镀层	阻抗
A-SMAFF-01	N/A	Au	50Ω



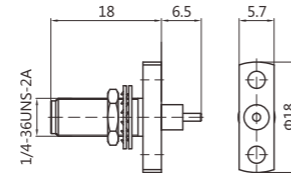
A.7-9

Product No.	Cable Group	Plt	Imp
产品型号	适配电缆	镀层	阻抗
A-SMAFF-02	N/A	Au	50Ω



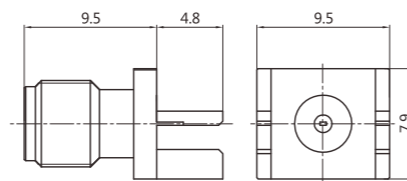

A.7-10

Product No.	Cable Group	Plt	Imp
产品型号	适配电缆	镀层	阻抗
A-SMAFF-03	N/A	Au	50Ω



A.7-11

Product No.	Cable Group	Plt	Imp
产品型号	适配电缆	镀层	阻抗
SMA	N/A	Au	50Ω



A.7-12

SMB RF Coaxial Connectors

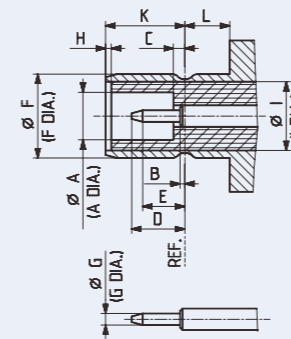
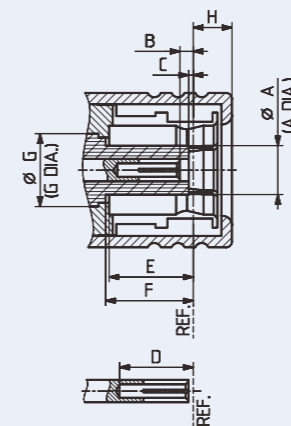
射频同轴连接器

SMB型产品是一种低功率,推入锁紧式小型射频同轴连接器。特性阻抗分别为50Ω和75Ω两种。它具有体积小、重量轻、电性能优良、使用方便的特点、适用于无线电通讯、检测仪器、仪表、电台、电视台基站及微波系统RF电缆用。

SMB type is a low-power, push-in locking type small RF coaxial connector. Its characteristic impedance can be classified into 50Ω and 75Ω two kinds. It features small size, light weight, excellent electrical performance, moreover, it is easy to use, suitable for RF cable of radio communications, test equipment, instrumentation, radio, television base stations and microwave systems.

界面尺寸配合

Interface Mating Dimensions

插针连接器
Pin Connector插孔连接器
Socket Connector

	PLUG(mm/inch)		JACK(mm/inch)	
	最小值	最大值	最小值	最大值
A	—	2.06/.081	2.08/.082	—
B	0.18/.007	0.94/.037	—	0.18/.007
C	0.18/.007	—	—	0.18/.007
D	2.97/.117	—	—	2.97/.117
E	3.58/.141	—	1.32/.052	—
F	3.58/.141	—	3.66/.144	3.71/.146
G	3.05/.120 nom.		0.48/.019	0.53/.021
H	—	1.63/.064	0.00/000	—
I	—	—	3.05/.120 nom.	
K	—	—	3.33/.131	3.58/.141
L	—	—	1.65/.065	—

SMB RF Coaxial Connectors

射频同轴连接器

技术参数

Technical Data

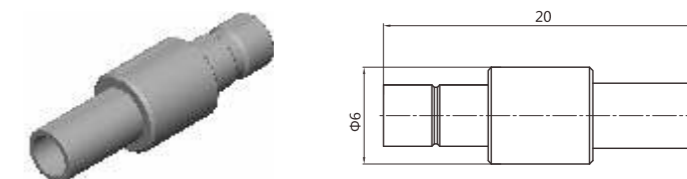
适用标准	Applicable Standards		
界面尺寸	Interface According To	IEC 60169-10	GB/T 11313-10
电气性能	Electrical Data		
阻抗	Impedance	50 Ω	
频率范围	Frequency Range	DC to 4 GHz	
驻波比 (直式)	VSWR(straight)	≤ 1.30	
插入损耗	Insertion Loss	≤ 0.1 √f(GHz) dB	
绝缘电阻	Insulation Resistance	≥ 1000 MΩ	
内导体接触电阻	Center Contact Resistance	≤ 5.0 mΩ	
外导体接触电阻	Out Contact Resistance	≤ 2.5 mΩ	
测试电压	Test Voltage	750 V	
机械性能	Mechanical Data		
插拔次数	Mating Cycles	≥ 500	
结合扭矩	Coupling Torque	≤ 63N	
建议结合扭矩	Recommended Coupling Torque	8-63 N	
内导体保持力	Center Contact Captivation	Axial: ≥ 10 N	
环境性能	Environmental Data		
温度范围	Temperature Range	-55 °C - +155 °C	
盐雾	Salt Mist	IEC 61169-1 Clause 9.4.6	
冲击	Shock	IEC 61169 Clause 9.3.14	
振动	Vibrations	IEC 61169 Clause 9.3.3	
材料	Materials		
外导体	Outer Contact	Brass	Au Plating
内导体	Center Contact	Brass	Au Plating
弹性接触件	Spring Loaded Contact Parts	CuBe2	Au Plating
压接管	Crimping Ferrule	Copper Alloy	CuSnZn Plating
绝缘体	Dielectric	PTFE	
垫片	Gasket	Rubber	

Product No.	Cable Group	Plt	Imp
产品型号	适配电缆	镀层	阻抗
SMBFY-RG58	RG58	Au	50Ω



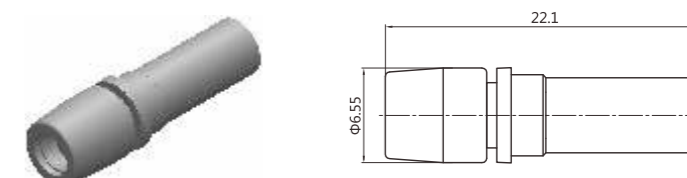
A.8-1

Product No.	Cable Group	Plt	Imp
产品型号	适配电缆	镀层	阻抗
SMB	N/A	Au	50Ω



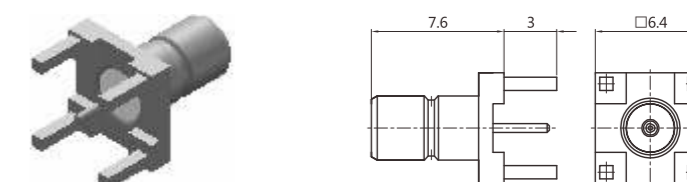
A.8-2

Product No.	Cable Group	Plt	Imp
产品型号	适配电缆	镀层	阻抗
SMB-K	N/A	Au	50Ω



A.8-3

Product No.	Cable Group	Plt	Imp
产品型号	适配电缆	镀层	阻抗
SMBM.H-75AB	N/A	Au	75Ω



A.8-4

Product No.	Cable Group	Plt	Imp
产品型号	适配电缆	镀层	阻抗
SMB-01	N/A	Au	50Ω



A.8-5

SMC RF Coaxial Connectors

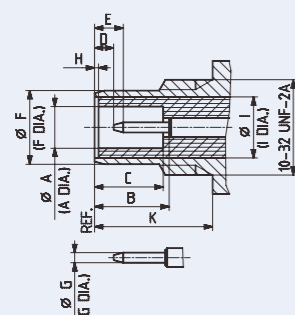
射频同轴连接器

SMC型产品是在SMB基础上增加了螺纹连接形式的一种小型连接器，特性阻抗50Ω。它具有体积小、重量轻、连接可靠、抗震性好的特点。可供各类无线电设备、仪器连接RF电缆用。

SMC type is a small connector based on SMB and the only difference is that it has the additional threaded connection. Its characteristic impedance is 50Ω. It features small size, light weight, reliable connection and good shock resistance. It is applicable to various types of radio equipment, apparatus for RF cable connection.

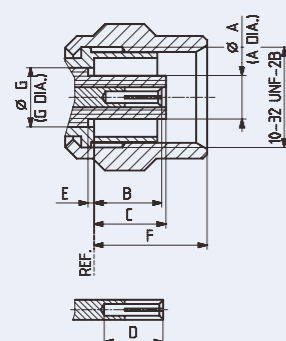
界面尺寸配合 Interface Mating Dimensions

插针连接器
Pin Connector



	PLUG(mm/inch)		JACK(mm/inch)	
	最小值	最大值	最小值	最大值
A	—	2.60/.081	2.08/.082	—
B	2.85/.112	3.40/.134	3.40/.134	—
C	—	3.40/.134	3.40/.134	—
D	2.79/.110	—	0.61/.024	—
E	0.00/.000	—	—	2.13/.084
F	—	5.92/.233	—	3.71/.146
G	—	3.05/.120 nom.	0.48/.019	0.53/.021
H	—	—	0.00/.000	—
I	—	—	—	3.05/.120 nom.
K	—	—	5.94/.234	—

插孔连接器
Socket Connector



技术参数

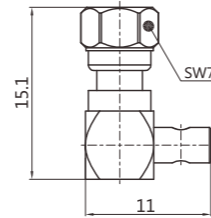
Technical Data

适用标准	Applicable Standards		
界面尺寸	Interface According To	IEC 60169-9	GB/T 11313-9
电气性能	Electrical Data		
阻抗	Impedance	50 Ω	
频率范围	Frequency Range	DC to 6 GHz	
驻波比	VSWR	≥ 30dB@DCto1GHz	≥ 20dB@1to3GHz ≥ 18dB@3to6GHz
插入损耗	Insertion Loss	≤ 0.1 √f(GHz) dB	
绝缘电阻	Insulation Resistance	≥ 1000 MΩ	
内导体接触电阻	Center Contact Resistance	≤ 5.0 mΩ	
外导体接触电阻	Out Contact Resistance	≤ 2.5 mΩ	
测试电压	Test Voltage	750 V	
机械性能	Mechanical Data		
插拔次数	Mating Cycles	≥ 500	
结合扭矩	Coupling Torque	0.71 Nm Max	
建议结合扭矩	Recommended Coupling Torque	0.25-0.35 Nm	
内导体保持力	Center Contact Captivation	Axial: ≥ 10 N	
环境性能	Environmental Data		
温度范围	Temperature Range	-55 °C - +155 °C	
盐雾	Salt Mist	IEC 61169-1 Clause 9.4.6	
冲击	Shock	IEC 61169 Clause 9.3.14	
振动	Vibrations	IEC 61169 Clause 9.3.3	
材料	Materials		
外导体	Outer Contact	Brass Au Plating	
内导体	Center Contact	Brass Au Plating	
弹性接触件	Spring Loaded Contact Parts	CuBe2 Au Plating	
压接管	Crimping Ferrule	Copper Alloy CuSnZn Plating	
绝缘体	Dielectric	PTFE	
垫片	Gasket	Rubber	

SMC RF Coaxial Connectors

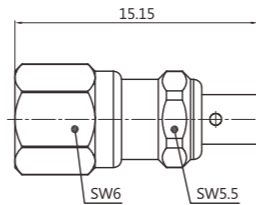
射频同轴连接器

Product No.	Cable Group	Plt	Imp
产品型号	适配电缆	镀层	阻抗
SMC	N/A	Au	50Ω



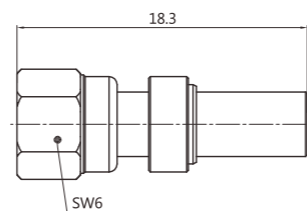
A.9-1

Product No.	Cable Group	Plt	Imp
产品型号	适配电缆	镀层	阻抗
SMC-01	N/A	Au	50Ω



A.9-2

Product No.	Cable Group	Plt	Imp
产品型号	适配电缆	镀层	阻抗
SMC-02	N/A	Au	50Ω



A.9-3

MCX RF Coaxial Connectors

射频同轴连接器

MCX型产品是一种小型推入紧锁式射频同轴连接器，特性阻抗分别为50Ω和75Ω两种。它具有体积小、重量轻、结构紧凑、使用方便的特点。适用于全球定位系统(GPS)、数字式(PCN)、各类无线电仪器、仪表、小型电子设备及无线网络(WLAN)系统。

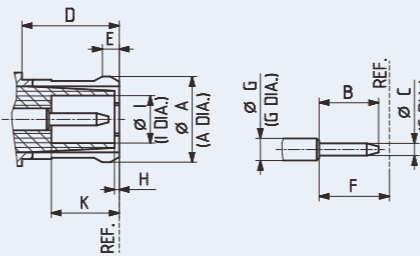
MCX-type is a small push-in locking RF coaxial connector, whose characteristic impedances are 50Ω and 75Ω. It features small size, light weight, compact structure, and easy to use. It has been applied to the global positioning system (GPS), PCN, various kinds of radio equipment, instruments, small electronic devices and wireless network (WLAN) systems.

界面尺寸配合

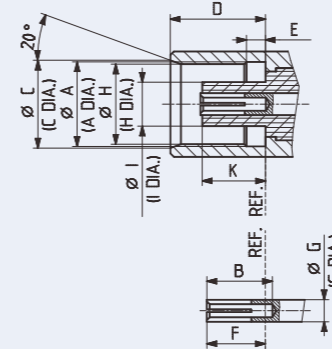
Interface Mating Dimensions

	PLUG(mm/inch)		JACK(mm/inch)	
	最小值	最大值	最小值	最大值
A	3.72/.146*	3.80/.150*	3.60/.142	3.70/.146
B	2.49/.098	2.59/.102	2.80/.110	—
C	0.48/.019	0.53/.021	3.75/.148	3.85/.152
D	4.15/.163	—	0.75/.030	0.85/.033
E	0.70/.028	0.75/.030	0.75/.030	0.85/.033
F	2.80/.110	3.20/.126	2.30/.091	2.80/.110
G	0.95/.037 nom.		0.95/.037 nom.	
H	—	0.30/.012	3.42/.135	3.48/.137
I	2.00/.079	2.07/.081	1.80/.071	1.98/.078
K	2.80/.110	3.20/.126	2.60/.102	2.80/.110

插针连接器
Pin Connector



插孔连接器
Socket Connector



MCX RF Coaxial Connectors

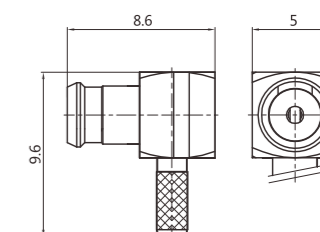
射频同轴连接器

技术参数

Technical Data

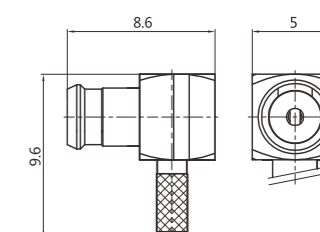
适用标准	Applicable Standards	
界面尺寸	Interface According To	IEC 60169-36 GB/T 11313-36
电气性能	Electrical Data	
阻抗	Impedance	50 Ω
频率范围	Frequency Range	DC to 6 GHz
驻波比 (直式)	VSWR(straight)	≤ 1.20
插入损耗	Insertion Loss	≤ 0.1 √f(GHz) dB
绝缘电阻	Insulation Resistance	≥ 1 GΩ
内导体接触电阻	Center Contact Resistance	≤ 5.0 mΩ
外导体接触电阻	Out Contact Resistance	≤ 2.5 mΩ
测试电压	Test Voltage	750 V
机械性能	Mechanical Data	
插拔次数	Mating Cycles	≥ 500
结合扭矩	Coupling Torque	≤ 25 N
建议结合扭矩	Recommended Coupling Torque	8-20 Nm
内导体保持力	Center Contact Captivation	Axial: ≥ 10 N
环境性能	Environmental Data	
温度范围	Temperature Range	-55 °C - +155 °C
盐雾	Salt Mist	IEC 61169-1 Clause 9.4.6
冲击	Shock	IEC 61169 Clause 9.3.14
振动	Vibrations	IEC 61169 Clause 9.3.3
材料	Materials	
外导体	Outer Contact	Brass Au Plating
内导体	Center Contact	Brass Au Plating
弹性接触件	Spring Loaded Contact Parts	CuBe2 Au Plating
压接管	Crimping Ferrule	Copper Alloy CuSnZn Plating
绝缘体	Dielectric	PTFE
垫片	Gasket	Rubber

Product No.	Cable Group	Plt	Imp
产品型号	适配电缆	镀层	阻抗
MCXMR-Y-RG316	RG316	Au	50Ω



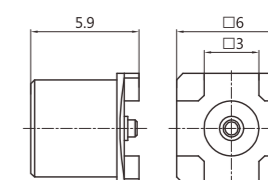
A.10-1

Product No.	Cable Group	Plt	Imp
产品型号	适配电缆	镀层	阻抗
MCXMR-Y-RG178/U	RG178/U	Au	50Ω



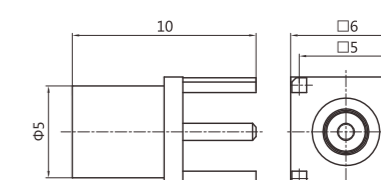
A.10-2

Product No.	Cable Group	Plt	Imp
产品型号	适配电缆	镀层	阻抗
MCX	N/A	Au	50Ω



A.10-3

Product No.	Cable Group	Plt	Imp
产品型号	适配电缆	镀层	阻抗
MCX-01	N/A	Au	50Ω

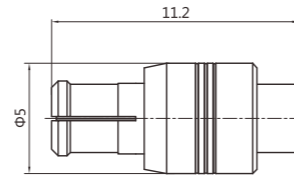


A.10-4

MCX RF Coaxial Connectors

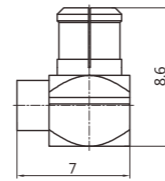
射频同轴连接器

Product No.	Cable Group	Plt	Imp
产品型号	适配电缆	镀层	阻抗
MCX-02	N/A	Au	50Ω



A.10-5

Product No.	Cable Group	Plt	Imp
产品型号	适配电缆	镀层	阻抗
MXC-03	N/A	Au	50Ω



A.10-6

BMA RF Coaxial Connectors

射频同轴连接器

BMA盲插是一种特殊尺寸的连接器的，其在微波应用中高达18GHz，可以提供一系列插孔在轴向或径向错位元配置的固定与浮动的连接器。BMA系列产品具有高可靠性和易于组装的特点。

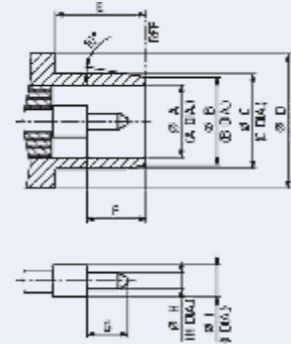
BMA blind-mate is a connector of special size, it can go up to 18GHz in microwave applications, it can provide a range of fixed and floating connectors whose jacks are staggering in the axial or radial direction. BMA series of products features high reliability and ease of assembly.

界面尺寸配合

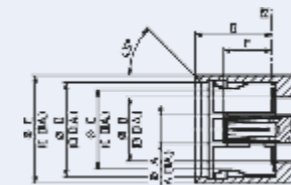
Interface Mating Dimensions

	PLUG(mm/inch)		JACK(mm/inch)	
	最小值	最大值	最小值	最大值
A	4.09/.161 nom.		1.78/.070 nom.	
B	4.88/.192 nom.		4.09/.161 nom.	
C	5.31/.209	5.35/.211	—	5.08/.200
D	7.62/.300 nom.		5.71/.225	—
E	5.03/.198	—	7.37/.290	—
F	3.25/.128	—	3.05/.120	3.23/.127
G	2.29/.090 nom.		—	5.03/.198
H	0.90/.035	0.94/.037		
I	1.78/.070 nom.			

插针连接器
Pin Connector



插孔连接器
Socket Connector



7/16

S7/16

N

TNC

BNC

1.6/5.6

SMA

SMB

SMC

MCX

BMA

SMP

1.0/2.3

ADAPTORS

SURGE
ARRESTORS

BMA RF Coaxial Connectors

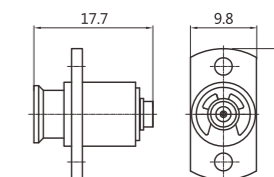
射频同轴连接器

技术参数

Technical Data

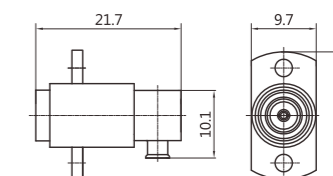
适用标准	Applicable Standards	
界面尺寸	Interface According To	IEC 60169-33 GB/T 11313-33
电气性能	Electrical Data	
阻抗	Impedance	50 Ω
频率范围	Frequency Range	DC to 18 GHz
驻波比	VSWR	≤ 1.05 + 0.012 f(GHz)
插入损耗	Insertion Loss	≤ 0.05 √f(GHz) dB
绝缘电阻	Insulation Resistance	≥ 5000 MΩ
内导体接触电阻	Center Contact Resistance	≤ 2.0 mΩ
外导体接触电阻	Out Contact Resistance	≤ 2.0 mΩ
测试电压	Test Voltage	1000 V
机械性能	Mechanical Data	
插拔次数	Mating Cycles	≥ 500
啮合力	Engagement Force	≤ 13.5 N
脱开力	Disengagement Force	≥ 2 N
内导体保持力	Center Contact Captivation	Axial: ≥ 20 N
环境性能	Environmental Data	
温度范围	Temperature Range	- 55 °C - +155 °C
盐雾	Salt Mist	IEC 61169-1 Clause 9.4.6
稳态湿热	Hermetic	IEC 61169 Clause 9.4.5.2
材料	Materials	
外导体	Outer Contact	Brass Au Plating
内导体	Center Contact	Brass Au Plating
弹性接触件	Spring Loaded Contact Parts	CuBe2 Au Plating
压接管	Crimping Ferrule	Copper Alloy CuSnZn Plating
绝缘体	Dielectric	PTFE

Product No.	Cable Group	Plt	Imp
产品型号	适配电缆	镀层	阻抗
BMAFH-RG405	RG405	Au	50Ω



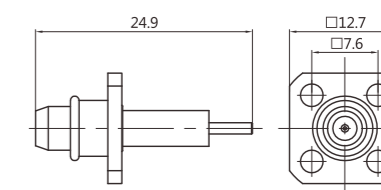
A.11-1

Product No.	Cable Group	Plt	Imp
产品型号	适配电缆	镀层	阻抗
BMAFRH-RG405	RG405	Au	50Ω



A.11-2

Product No.	Cable Group	Plt	Imp
产品型号	适配电缆	镀层	阻抗
SP	N/A	Au	50Ω



A.11-3

7/16

S7/16

N

TNC

BNC

1.6/5.6

SMA

SMB

SMC

MCX

BMA

SMP

1.0/2.3

ADAPTORS

SURGE
ARRESTORS

SMP RF Coaxial Connectors

射频同轴连接器

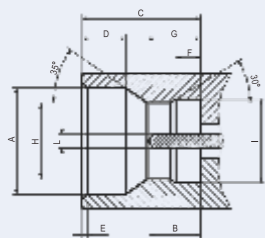
SMP系列产品是一种超小型推入式射频同轴连接器，具有体积小、重量轻、抗震性能优越、工作频带宽等特点，使用频率达30GHz，其中插头具有全擒纵，半擒纵和光孔（包括带制动）三种界面形式，板间连接成对使用时，多种界面形式能够满足盲配所需的轴向或径向，适用于要求可靠性高模块化密集安装场合。

SMP series are ultra-small push-in RF coaxial connectors, which feature small size, light weight, excellent seismic performance, wide frequency band, and its operating frequency can go up to 30GHz, and its plugs have three forms of interface: full escapement, half escapement and light holes (including band brake). When the connectors between the boards (board to board) are used in pairs, various forms of interface can meet the axial or radial floating required by blind-mating, and it is applicable to the required high reliability modular intensive installations.

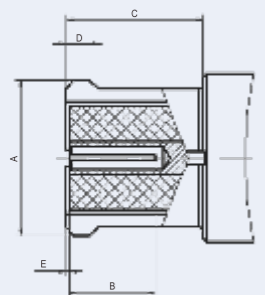
界面尺寸配合

Interface Mating Dimensions

插针连接器
Pin Connector



插孔连接器
Socket Connector



	PLUG(mm/inch)		JACK(mm/inch)	
	最小值	最大值	最小值	最大值
A	—	3.43/.135	2.96/.117	4.36/.172
B	1.78/.070	—	1.15/.045	1.39/.055
C	2.84/.112	—	2.74/.108	2.84/.112
D	—	0.53/.021	0.83/.033	0.93/.037
E	0/.000	0.20/.008	--/.003	--/.002
F	—	—	0.52/.020	0.59/.023
G	—	—	1.29/.051	1.44/.057
H	—	—	2.89/.114	2.99/.117
I	—	—	3.14/.124	3.20/.126
L	—	—	0.35/.014	0.40/.016

技术参数

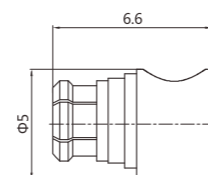
Technical Data

适用标准	Applicable Standards	
界面尺寸	Interface According To	IEC 61169-44 GB/T 11313-44
电气性能	Electrical Data	
阻抗	Impedance	50 Ω
频率范围	Frequency Range	DC to 40 GHz
驻波比	VSWR	≤ 1.50
插入损耗	Insertion Loss	≤ 0.1 √f(GHz) dB
绝缘电阻	Insulation Resistance	≥ 5 GΩ
内导体接触电阻	Center Contact Resistance	≤ 6.0 mΩ
外导体接触电阻	Out Contact Resistance	≤ 2.0 mΩ
测试电压	Test Voltage	500 V
机械性能	Mechanical Data	
插拔次数	Mating Cycles	≥ 500
接触力	Engagement Force	Full Detent 68N Max Limited Detent 45N Max Smooth Bore 9N Max
接触保持力	Contact Captivation	7 N min
环境性能	Environmental Data	
温度范围	Temperature Range	-55 °C - +155 °C
盐雾	Salt Mist	IEC 61169-1 Clause 9.4.6
稳态湿热	Hermetic	IEC 61169 Clause 9.4.5.2
材料	Materials	
外导体	Outer Contact	Brass Au Plating
内导体	Center Contact	Brass Au Plating
弹性接触件	Spring Loaded Contact Parts	CuBe2 Au Plating
压接管	Crimping Ferrule	Copper Alloy CuSnZn Plating
绝缘体	Dielectric	PTFE
垫片	Gasket	Rubber

SMP RF Coaxial Connectors

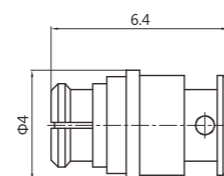
射频同轴连接器

Product No.	Cable Group	Plt	Imp
产品型号	适配电缆	镀层	阻抗
SMP	N/A	Au	50Ω




A.12-1

Product No.	Cable Group	Plt	Imp
产品型号	适配电缆	镀层	阻抗
SMP-01	N/A	Au	50Ω



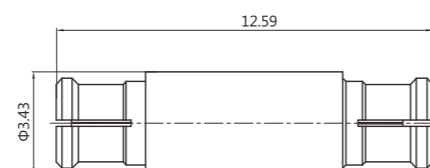
A.12-2

Product No.	Cable Group	Plt	Imp
产品型号	适配电缆	镀层	阻抗
SMP-02	N/A	Au	50Ω



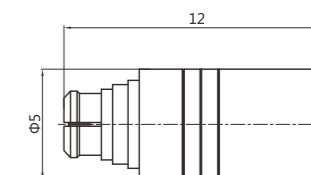
A.12-3

Product No.	Cable Group	Plt	Imp
产品型号	适配电缆	镀层	阻抗
SMP-03	N/A	Au	50Ω



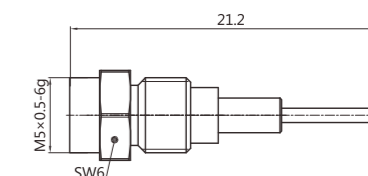
A.12-4

Product No.	Cable Group	Plt	Imp
产品型号	适配电缆	镀层	阻抗
SMP-04	N/A	Au	50Ω



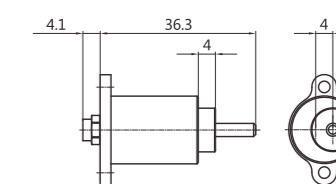
A.12-5

Product No.	Cable Group	Plt	Imp
产品型号	适配电缆	镀层	阻抗
SMPMF	N/A	Au	50Ω



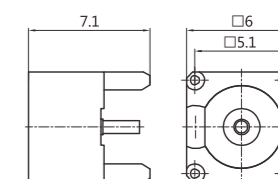
A.12-6

Product No.	Cable Group	Plt	Imp
产品型号	适配电缆	镀层	阻抗
WT-H1328-SMP	N/A	Au	50Ω



A.12-7

Product No.	Cable Group	Plt	Imp
产品型号	适配电缆	镀层	阻抗
SMPM,H-PCB	N/A	Au	50Ω



A.12-8

7/16

S7/16

N

TNC

BNC

1.6/5.6

SMA

SMB

SMC

MCX

BMA

SMP

1.0/2.3

ADAPTORS

SURGE
ARRESTORS

1.0/2.3 RF Coaxial Connectors

射频同轴连接器

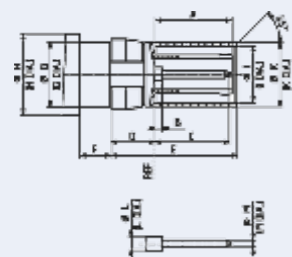
1.0/2.3型连接器是一种小型推入锁紧式连接器，特性阻抗为50Ω和70Ω。它广泛用于小型化的无线电通讯设备、数字配线装置、滑入式机构，积木单元及各类数据监控系统。其特点是体积小、重量轻、连接方便、性能可靠、耐振动，抗冲击。

1.0/2.3 connector is a small push-in locking type connector, whose characteristic impedances are 50Ω and 70Ω. It is widely used in the miniaturization of radio communications equipment, digital wiring devices, slide-in-mechanism, building block units and all kinds of data monitoring systems. It features small size, light weight, easy to access, reliable performance, resistance to vibration and shock.

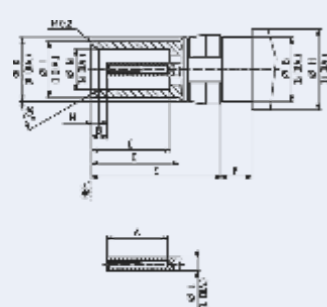
界面尺寸配合

Interface Mating Dimensions

插针连接器
Pin Connector



插孔连接器
Socket Connector



	PLUG(mm/inch)		JACK(mm/inch)	
	最小值	最大值	最小值	最大值
A	5.40/.213	5.70/.224	4.50/.177	—
B	—	1.15/.045	1.15/.045	1.45/.057
C	5.20/.205	5.50/.217	5.80/.228	5.90/.232
D	3.05/.120	3.20/.126	6.40/.252	6.50/.256
E	9.25/.364	9.35/.368	9.50/.374	9.60/.378
F	2.22/.087	2.40/.094	2.22/.087	2.40/.094
G	4.76/.187	4.79/.189	4.76/.187	4.79/.189
H	—	6.00/.236	—	6.00/.236
I	4.20/.165	4.28/.169	4.03/.159	4.15/.163
K	4.66/.183	4.78/.188	4.72/.186	4.75/.187
L	1.00/.039 nom.		1.00/.039 nom.	
M	0.48/.019	0.52/.020	0.50/.020	0.60/.024
N	—	—	3.00/.118	3.06/.120

技术参数

Technical Data

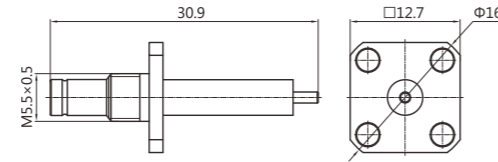
通用标准	Applicable Standards	
界面尺寸	Interface According To	IEC 60169-29 GB/T 11313-29
电气性能	Electrical Data	
阻抗	Impedance	50 Ω
频率范围	Frequency Range	DC to 10 GHz
回损	Return Loss	≥32dB (DC-1GHz) ≥23dB (1-4GHz) ≥16dB (4-10GHz)
插入损耗	Insertion Loss	≤ 0.1 √f(GHz) dB
绝缘电阻	Insulation Resistance	≥ 1000 MΩ
内导体接触电阻	Center Contact Resistance	≤ 4.0 mΩ
外导体接触电阻	Out Contact Resistance	≤ 2.5 mΩ
测试电压	Test Voltage	750 V

机械性能	Mechanical Data	
插拔次数	Mating Cycles	≥ 500
啮合力与分离力	Engaging And Disengaging Force	0.9-10 N
内导体保持力	Center Contact Captivation	≥ 10 N
环境性能	Environmental Data	
温度范围	Temperature Range	-40 °C - +85 °C
盐雾	Salt Mist	IEC 61169-1 Clause 9.4.6
气候试验	Climatic Test	IEC 60068-2-1 40/85/21
振动	Vibrations	IEC 60068-2-6
材料	Materials	
外导体	Outer Contact	Brass Au Plating
内导体	Center Contact	Brass Au Plating
弹性接触件	Spring Loaded Contact Parts	CuBe2 Au Plating
压接管	Crimping Ferrule	Copper Alloy CuSnZn Plating
绝缘体	Dielectric	PTFE
垫片	Gasket	Rubber

1.0/2.3 RF Coaxial Connectors

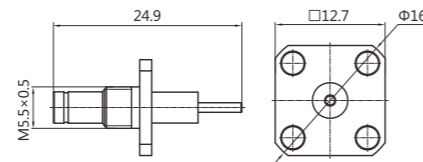
射频同轴连接器

Product No.	Cable Group	Plt	Imp
产品型号	适配电缆	镀层	阻抗
1.0/2.3-01	N/A	Au	50Ω



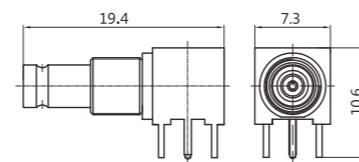
A.13-1

Product No.	Cable Group	Plt	Imp
产品型号	适配电缆	镀层	阻抗
1.0/2.3-02	N/A	Au	50Ω



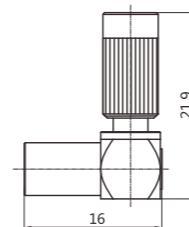
A.13-2

Product No.	Cable Group	Plt	Imp
产品型号	适配电缆	镀层	阻抗
1.0/2.3/FRH-PCB	N/A	Au	50Ω



A.13-3

Product No.	Cable Group	Plt	Imp
产品型号	适配电缆	镀层	阻抗
1.0/2.3-03	N/A	Au	50Ω



A.13-4

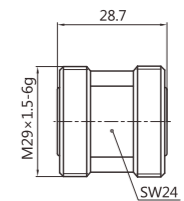
Adaptors

转接器

转接器是仪器测量和不同接口的线缆连接的必备产品。它分为相同类型间转接器和不同类型间转接器，其技术特性均与同类产品相同，可分别参阅。

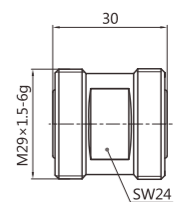
Adapter is essential product for instrument measurement of connections with cables of different interfaces. It is classified into the same type of adapters and different types of adapter, their technical characteristics are the same as those of similar products, for your respective reference.

Product No.	Cable Group	Plt	Imp
产品型号	适配电缆	镀层	阻抗
7/16F-7/16F	N/A	CuSnZn	50Ω



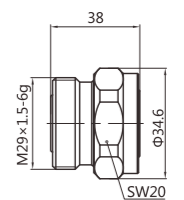
A.14-1

Product No.	Cable Group	Plt	Imp
产品型号	适配电缆	镀层	阻抗
7/16F-7/16F-01	N/A	CuSnZn	50Ω



A.14-2

Product No.	Cable Group	Plt	Imp
产品型号	适配电缆	镀层	阻抗
7/16M-7/16F	N/A	CuSnZn	50Ω



A.14-3

7/16

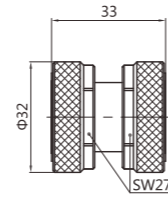
Adaptors

S7/16

转接器

N

Product No.	Cable Group	Plt	Imp
产品型号	适配电缆	镀层	阻抗
7/16M-7/16M	N/A	CuSnZn	50Ω

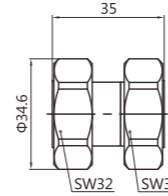


A.14-4

BNC

1.6/5.6

Product No.	Cable Group	Plt	Imp
产品型号	适配电缆	镀层	阻抗
7/16M-7/16M-01	N/A	CuSnZn	50Ω



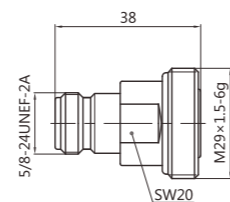
A.14-5

SMA

SMB

SMC

Product No.	Cable Group	Plt	Imp
产品型号	适配电缆	镀层	阻抗
NF-7/16F	N/A	CuSnZn	50Ω

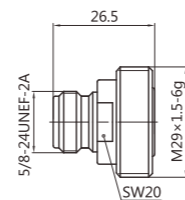


A.14-6

MCX

BMA

Product No.	Cable Group	Plt	Imp
产品型号	适配电缆	镀层	阻抗
NF-7/16F-01	N/A	CuSnZn	50Ω



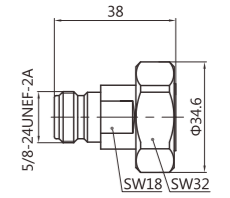
A.14-7

1.0/2.3

ADAPTORS

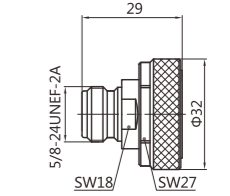
SURGE
ARRESTORS

Product No.	Cable Group	Plt	Imp
产品型号	适配电缆	镀层	阻抗
NF-7/16M	N/A	CuSnZn	50Ω



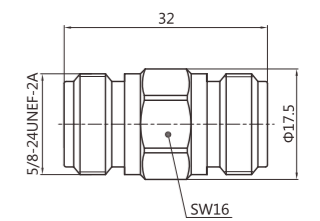
A.14-8

Product No.	Cable Group	Plt	Imp
产品型号	适配电缆	镀层	阻抗
NF-7/16M-01	N/A	CuSnZn	50Ω



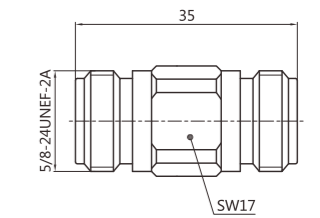
A.14-9

Product No.	Cable Group	Plt	Imp
产品型号	适配电缆	镀层	阻抗
NF-NF	N/A	CuSnZn	50Ω



A.14-10

Product No.	Cable Group	Plt	Imp
产品型号	适配电缆	镀层	阻抗
NF-NF-01	N/A	CuSnZn	50Ω



A.14-11

7/16

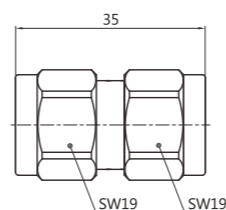
Adaptors

S7/16

转接器

N

Product No.	Cable Group	Plt	Imp
产品型号	适配电缆	镀层	阻抗
NM-NM	N/A	CuSnZn	50Ω

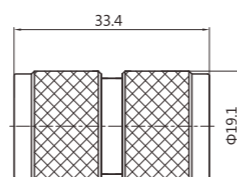


A.14-12

BNC

1.6/5.6

Product No.	Cable Group	Plt	Imp
产品型号	适配电缆	镀层	阻抗
NM-NM-01	N/A	CuSnZn	50Ω



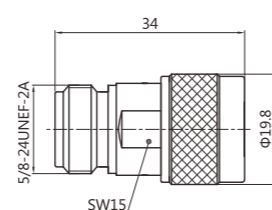
A.14-13

SMA

SMB

SMC

Product No.	Cable Group	Plt	Imp
产品型号	适配电缆	镀层	阻抗
NF-NM	N/A	CuSnZn	50Ω



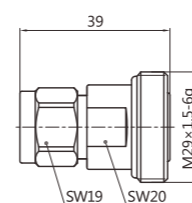
A.14-14

MCX

BMA

SMP

Product No.	Cable Group	Plt	Imp
产品型号	适配电缆	镀层	阻抗
NM-7/16F	N/A	CuSnZn	50Ω



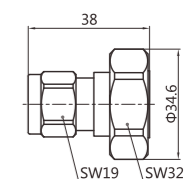
A.14-15

1.0/2.3

ADAPTORS

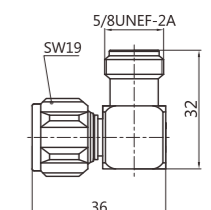
SURGE
ARRESTORS

Product No.	Cable Group	Plt	Imp
产品型号	适配电缆	镀层	阻抗
NM-7/16M	N/A	CuSnZn	50Ω



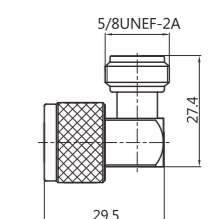
A.14-16

Product No.	Cable Group	Plt	Imp
产品型号	适配电缆	镀层	阻抗
NF-NM-R	N/A	CuSnZn	50Ω



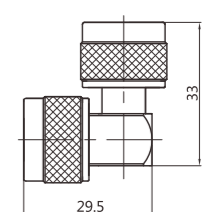
A.14-17

Product No.	Cable Group	Plt	Imp
产品型号	适配电缆	镀层	阻抗
NF-NM-R-01	N/A	CuSnZn	50Ω



A.14-18

Product No.	Cable Group	Plt	Imp
产品型号	适配电缆	镀层	阻抗
NM-NM-R	N/A	CuSnZn	50Ω



A.14-19

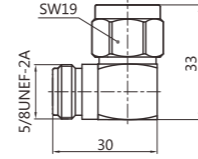
Adaptors

S7/16

转接器

N

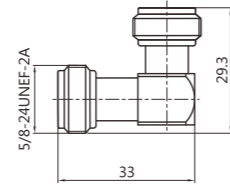
Product No.	Cable Group	Plt	Imp
产品型号	适配电缆	镀层	阻抗
NM-NF-R	N/A	CuSnZn	50Ω



A.14-20

BNC

Product No.	Cable Group	Plt	Imp
产品型号	适配电缆	镀层	阻抗
NF-NF-R	N/A	CuSnZn	50Ω



A.14-21

SMA

SMB

SMC

MCX

BMA

SMP

1.0/2.3

ADAPTORS

SURGE
ARRESTORS

Surge Arrestors

S7/16

避雷器

N

闪电雷击对无线电仪器设备意味着一场考验。可能在几微秒的瞬间，浪涌电压高达几十千伏/米，整个系统将受到巨大的负载，后果是设备的损坏。本公司生产的避雷器将起了电压开关的作用，是建设基站时首选的必备保护、预防性附件，正确的选用可确保系统高效运作。

Lightning strike means a test on radio equipment. Possibly within a few microseconds, the surge voltage goes up to tens of kilovolts / m, the entire system would bear a huge load, resulting in damage to the equipment. The arrester produced by company serves as a voltage switch which is the necessary protective, preventive device for building a base station, the correct choice can ensure the efficient operation of the system.

TNC

BNC

1.6/5.6

技术参数

Technical Data

适用标准	Applicable Standards	
界面尺寸	Interface According To	7/16M-To-7/16F NM-To-NF
温度范围	Temperature Range	-40 °C - +85 °C
电气性能	Electrical Data	
特性阻抗	Characteristic Impedance	50 Ω
频率范围	Frequency Range	800 - 2200 MHz
插入损耗	Insertion Loss	≤ 0.2 dB
冲击电流	Surge Current	30 kA (8/20 μs)
电压驻波比	Voltage Standing Wave Ratio	≤ 1.5
材料	Materials	
壳体	Body	Brass
插针	Contact Pin	Brass
弹性接触件	Elastic Contact	Beryllium Bronze
绝缘体	Insulator	PTFE
紧固件	Other Conductor	Brass
O型密封件	O-ring Sealing	Silastic Rubber

SMA

SMB

SMC

MCX

BMA

SMP

1.0/2.3

ADAPTORS

SURGE
ARRESTORS

7/16

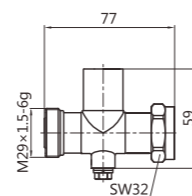

Surge Arrestors

S7/16

避雷器

N

Product No.	Cable Group	Plt	Imp
产品型号	适配电缆	镀层	阻抗
SD1-3	N/A	CuSnZn	50Ω



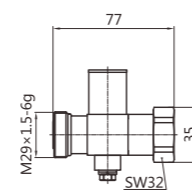
A.15-1

TNC

BNC

1.6/5.6

Product No.	Cable Group	Plt	Imp
产品型号	适配电缆	镀层	阻抗
SD1-7	N/A	CuSnZn	50Ω



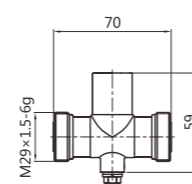
A.15-2

SMA

SMB

SMC

Product No.	Cable Group	Plt	Imp
产品型号	适配电缆	镀层	阻抗
SD2-1	N/A	CuSnZn	50Ω

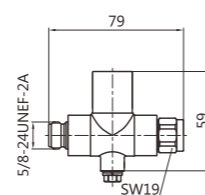


A.15-3

MCX

BMA

Product No.	Cable Group	Plt	Imp
产品型号	适配电缆	镀层	阻抗
SNI-3	N/A	CuSnZn	50Ω



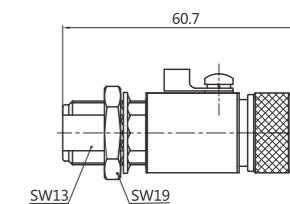
A.15-4

1.0/2.3

ADAPTORS

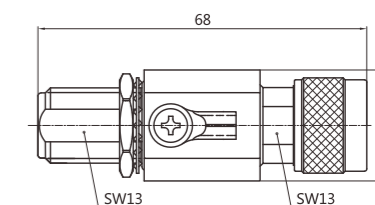
SURGE
ARRESTORS

Product No.	Cable Group	Plt	Imp
产品型号	适配电缆	镀层	阻抗
SDP-NM-NF-G/BHD	N/A	CuSnZn	50Ω



A.15-5

Product No.	Cable Group	Plt	Imp
产品型号	适配电缆	镀层	阻抗
SPD-NM-NF-G/BHD-B	N/A	CuSnZn	50Ω



A.15-6